




GUAM POWER AUTHORITY

ATURIDÁT ILEKTRESEDÁT GUAHAN
P.O. BOX 2977 HAGATNA, GUAM U.S.A. 96932-2977

April 16, 2013

32-13-300

Office of the Speaker
Judith T. Won Pat, Ed. D.

Date 4/22/13
Time 7:35 AM
Received by 

MEMORANDUM


TO: The Honorable Speaker
31st Guam Legislature

FROM: General Manager, Guam Power Authority


SUBJECT: **GPA Staffing Pattern, 2nd Quarter of FY 2013**

Hafa Adai! Attached is the Guam Power Authority's Staffing Pattern for the 2nd Quarter of FY 2013, submitted in accordance with Public Law 31-233.

Should you have any questions, please contact Ms. Julie L. Quinata, GPA Personnel Services Administrator, at 648-3130/3040/3037. Si Yu'os Ma'ase.



JOAQUIN C. FLORES, P.E.

2013 APR 22 AM 8:15


Attachment

cc: HR File
Recruitment File



GUAM POWER AUTHORITY
STAFFING PATTERN - 2ND QUARTER FY 2013

DIV/SECT	POS #	POSITION TITLE	EMPLOYEE NAME	GRADE	STEP	SALARY	OVERTIME	S.I. DATE	INC COST	SUBTOTAL	RETIREMENT	SURV BENEFIT	SOC SEC	MEDICARE	BASIC LIFE	MEDICAL	DENTAL	TOTAL BENEFITS	TOTAL
10100	10201	GENERAL MANAGER (CUS)	BENAVENTE, JOHN M.			\$ 159,993.00	\$ -	03/31/13	\$ -	\$ 159,993.00	\$ -	\$ -	\$ 2,670.66	\$ 624.59	\$ 35.16	\$ -	\$ -	\$ 3,330.41	\$ 163,323.41
10100	10203	PUBLIC AFFAIRS DIRECTOR	BALLENDORF, HEIDI M.	M	06C	\$ 65,956.00	\$ -	03/31/13	\$ -	\$ 65,956.00	\$ 4,579.92	\$ 114.12	\$ -	\$ 257.49	\$ 35.16	\$ -	\$ -	\$ 4,986.69	\$ 70,942.69
10200	30502	BOARD RECORDING SECRETARY	SABLAN, BERNADETTE L.			\$ 69,908.00	\$ -	03/31/13	\$ -	\$ 69,908.00	\$ 4,854.36	\$ 114.12	\$ -	\$ 272.91	\$ 35.16	\$ 554.04	\$ 52.14	\$ 5,882.73	\$ 75,790.73
10200	10202	INTERIM STAFF ATTORNEY (CCU)	BOTHA JR., D GRAHAM			\$ 98,009.00	\$ -	03/31/13	\$ -	\$ 98,009.00	\$ 6,805.62	\$ 114.12	\$ -	\$ 382.61	\$ 35.16	\$ -	\$ -	\$ 7,337.51	\$ 105,346.51
10300	02017	MANAGEMENT ANALYST III	SAHAGON, ARLEEN M.	J	11C	\$ 54,329.00	\$ -	01/06/13	\$ -	\$ 54,329.00	\$ 3,625.26	\$ -	\$ -	\$ 202.78	\$ 35.16	\$ 554.04	\$ 52.14	\$ 4,469.38	\$ 58,798.38
10300	02018	METER ELECTRICIAN II	MANIBUSAN, MATTHEW R.	I	09B	\$ 43,576.00	\$ -	01/06/13	\$ -	\$ 43,576.00	\$ 2,936.28	\$ 114.12	\$ -	\$ 165.08	\$ 35.16	\$ 872.34	\$ 51.54	\$ 4,174.52	\$ 47,750.52
10300	02014	MANAGEMENT ANALYST III	SABLAN, JOSEPHINE C.	J	11D	\$ 54,870.00	\$ -	01/06/13	\$ -	\$ 54,870.00	\$ 3,021.05	\$ 114.12	\$ -	\$ 174.70	\$ 35.16	\$ -	\$ -	\$ 3,345.03	\$ 58,215.03
10300	02002	INTERNAL AUDITOR	PEREZ, MARIPAZ N.	M	07A	\$ 67,288.00	\$ -	01/06/13	\$ -	\$ 67,288.00	\$ 4,657.22	\$ 114.12	\$ -	\$ 260.49	\$ 35.16	\$ -	\$ -	\$ 5,066.99	\$ 72,354.99
20500	27012	ADMINISTRATIVE ASSISTANT	BLAS, SELMA H. GUERRERO	J	MID	\$ 38,854.00	\$ -	03/22/13	\$ -	\$ 38,854.00	\$ 2,600.02	\$ 114.12	\$ -	\$ 146.16	\$ 35.16	\$ -	\$ -	\$ 2,895.46	\$ 41,749.46
20500	03001	GENERAL MANAGER	FLORES, JOAQUIN C.			\$ 153,004.00	\$ -	03/22/13	\$ -	\$ 153,004.00	\$ 10,624.44	\$ -	\$ -	\$ -	\$ 35.16	\$ -	\$ -	\$ 10,659.60	\$ 163,663.60
20500	03014	MANAGEMENT ANALYST III	SAYAMA, JOYCE NEGO	J	12A	\$ 55,411.00	\$ -	01/06/13	\$ -	\$ 55,411.00	\$ 3,838.27	\$ -	\$ -	\$ 214.96	\$ 35.16	\$ -	\$ -	\$ 4,088.39	\$ 59,499.39
20700	03024	PROGRAM COORDINATOR II	PEREZ, SHERRY DUENAS	I	13D	\$ 52,124.00	\$ 977.34	01/06/13	\$ -	\$ 53,101.34	\$ 4,906.55	\$ -	\$ -	\$ -	\$ 35.16	\$ -	\$ -	\$ 4,941.71	\$ 58,043.05
20700	03023	PUBLIC INFORMATION OFFICER	PEREZ, ARTEMIO S.	L	09B	\$ 64,563.00	\$ 2,619.44	01/06/13	\$ -	\$ 67,182.44	\$ 4,487.28	\$ 114.12	\$ -	\$ 292.70	\$ 35.16	\$ -	\$ -	\$ 4,929.26	\$ 72,111.70
30600	09004	SPECIAL PROJECT ENGINEER	SABLAN, JENNIFER G.	M	11B	\$ 79,684.00	\$ 574.66	01/06/13	\$ -	\$ 80,258.66	\$ 5,533.20	\$ -	\$ -	\$ 319.41	\$ 35.16	\$ 872.34	\$ 51.54	\$ 6,811.65	\$ 87,070.31
30600	09001	STRAT PLAN & OPTN RES MANAGER	CRUZ JR., JOHN J.	P	11B	\$ 118,060.00	\$ -	01/06/13	\$ -	\$ 118,060.00	\$ 7,878.78	\$ -	\$ -	\$ 442.95	\$ 35.16	\$ 554.04	\$ 52.14	\$ 8,963.07	\$ 127,023.07
30600	09008	ENGINEER III	SHINOHARA, LORRAINE O.	L	10B	\$ 67,184.00	\$ -	01/06/13	\$ -	\$ 67,184.00	\$ 4,665.18	\$ -	\$ -	\$ 262.28	\$ 35.16	\$ -	\$ -	\$ 4,962.62	\$ 72,146.62
30600	09006	SPECIAL PROJECT ENGINEER	CAHINHINAN, ROEL A.	M	11A	\$ 78,915.00	\$ 1,081.29	01/06/13	\$ -	\$ 79,996.29	\$ 5,479.74	\$ 114.12	\$ -	\$ 323.75	\$ 35.16	\$ -	\$ -	\$ 5,952.77	\$ 85,949.06
30600	09005	SPECIAL PROJECT ENGINEER	IRIARTE, FRANCIS J.	M	10A	\$ 75,816.00	\$ 492.08	01/06/13	\$ -	\$ 76,308.08	\$ 5,264.52	\$ -	\$ -	\$ 298.15	\$ 35.16	\$ -	\$ -	\$ 5,597.83	\$ 81,905.91
30600	50019	ENGINEER III (ENVIRONMENTAL)	FLORENCIO, ALBERTO N.	L	08D	\$ 63,294.00	\$ 3,423.41	01/06/13	\$ -	\$ 66,717.41	\$ 4,395.06	\$ 114.12	\$ -	\$ 306.97	\$ 35.16	\$ -	\$ -	\$ 4,851.31	\$ 71,568.72
30600	40132	SPECIAL PROJ ENGINEER	TISON, MARIA PAZ A.	M	09D	\$ 75,067.00	\$ -	01/06/13	\$ -	\$ 75,067.00	\$ 5,212.56	\$ 114.12	\$ -	\$ 294.62	\$ 35.16	\$ -	\$ -	\$ 5,656.46	\$ 80,723.46
30800	79046	ADMINISTRATIVE ASSISTANT	FEJERAN-UNPINGCO, CECILIA T.	J	MID4	\$ 43,076.00	\$ -	10/25/13	\$ -	\$ 43,076.00	\$ 3,077.83	\$ -	\$ -	\$ 173.18	\$ 35.16	\$ 554.04	\$ 52.14	\$ 3,892.35	\$ 46,968.35
30800	02012	MANAGEMENT ANALYST III	CARBULLIDO, BENNY C.	J	19C	\$ 74,692.00	\$ -	01/06/13	\$ -	\$ 74,692.00	\$ 5,173.92	\$ -	\$ -	\$ -	\$ 35.16	\$ -	\$ -	\$ 5,209.08	\$ 79,901.08
30800	39010	ADMINISTRATIVE ASSISTANT	DAVIS, BRIGIDA P.	J	MID3	\$ 41,620.00	\$ 695.89	03/18/13	\$ -	\$ 42,315.89	\$ 3,018.70	\$ -	\$ -	\$ 165.42	\$ 35.16	\$ -	\$ -	\$ 3,219.28	\$ 45,535.17
31100	17085	ASSISTANT CUST SERVICE MGR	BERSAMIN, RICHARD J.	M	08B	\$ 70,720.00	\$ 408.00	03/18/13	\$ -	\$ 71,128.00	\$ 5,066.20	\$ -	\$ -	\$ 283.57	\$ 35.16	\$ -	\$ -	\$ 5,384.93	\$ 76,512.93
31100	17001	UTILITY SERV ADMNSTR	CASTRO, MERCY A.F.	N	08D	\$ 82,243.00	\$ -	01/06/13	\$ -	\$ 82,243.00	\$ 5,698.06	\$ -	\$ -	\$ -	\$ 35.16	\$ -	\$ -	\$ 5,733.22	\$ 87,976.22
31100	17195	CLERK III	KADIASANG, HUNTER A.	E	3	\$ 22,734.00	\$ -	04/25/13	\$ -	\$ 22,734.00	\$ 1,578.66	\$ -	\$ -	\$ 88.75	\$ 35.16	\$ -	\$ -	\$ 1,702.57	\$ 24,436.57
31100	17160	ADMINISTRATIVE OFFICER	FERNANDEZ, MARISSA L.	H	07B	\$ 35,297.00	\$ 152.73	04/25/13	\$ -	\$ 35,449.73	\$ 2,451.00	\$ 114.12	\$ -	\$ 140.06	\$ 35.16	\$ 872.34	\$ 51.54	\$ 3,664.22	\$ 39,113.95
31200	17033	CUSTOMER SERVICE REP	EUSTAQUIO, FRANCES S.	G	12D	\$ 38,542.00	\$ 3,835.86	04/25/13	\$ -	\$ 42,377.86	\$ 2,676.30	\$ -	\$ -	\$ -	\$ 35.16	\$ 1,109.58	\$ 63.96	\$ 3,885.00	\$ 46,262.86
31200	02008	CUSTOMER SERVICE SUPVR	CEPEDA, KATHERINE W.	J	09B	\$ 49,670.00	\$ 1,361.16	04/25/13	\$ -	\$ 51,031.16	\$ 3,999.44	\$ -	\$ -	\$ 220.43	\$ 35.16	\$ 872.34	\$ 51.54	\$ 5,178.91	\$ 56,210.07
31200	17079	CUSTOMER SERVICE REP	BLAS, RITA D.	G	14D	\$ 41,724.00	\$ 511.53	01/06/13	\$ -	\$ 42,235.53	\$ 2,887.91	\$ 114.12	\$ -	\$ 169.01	\$ 35.16	\$ -	\$ -	\$ 3,206.20	\$ 45,441.73
31200	17028	CUSTOMER SERVICE REP	VALENTINE, ANNIE M.P.	G	10A	\$ 34,548.00	\$ 2,790.51	01/06/13	\$ -	\$ 37,338.51	\$ 2,399.04	\$ 114.12	\$ -	\$ 183.33	\$ 35.16	\$ -	\$ -	\$ 2,731.65	\$ 40,070.16
31200	17023	CUSTOMER SERVICE REP	SANTOS, VALERIE ANN	G	09A	\$ 33,196.00	\$ 597.80	01/06/13	\$ -	\$ 33,793.80	\$ 2,299.49	\$ 114.12	\$ -	\$ 137.77	\$ 35.16	\$ 554.04	\$ 52.14	\$ 3,192.72	\$ 36,986.52
31200	17022	CUSTOMER SERVICE REP	BENAVENTE, LIGAYA C.	G	07A	\$ 30,659.00	\$ -	01/06/13	\$ -	\$ 30,659.00	\$ 2,123.75	\$ 114.12	\$ -	\$ 119.37	\$ 35.16	\$ -	\$ -	\$ 2,392.40	\$ 33,051.40
31200	17004	CUSTOMER SERVICE SUPVR	MENDIOLA, ELIZABETH D.	J	09B	\$ 49,670.00	\$ 3,976.02	01/06/13	\$ -	\$ 53,646.02	\$ 3,449.04	\$ 114.12	\$ -	\$ 254.43	\$ 35.16	\$ 554.04	\$ 52.14	\$ 4,458.93	\$ 58,104.95
31200	02007	CUSTOMER SERVICE REP	LEON GUERRERO, LEILANI M.	G	04D	\$ 28,038.00	\$ 851.27	01/06/13	\$ -	\$ 28,889.27	\$ 1,825.47	\$ 114.12	\$ -	\$ 117.37	\$ 35.16	\$ -	\$ -	\$ 2,092.12	\$ 30,981.39
31300	17169	CASHIER I	CRUZ, EILEEN L.	E	3	\$ 22,734.00	\$ 409.94	11/15/13	\$ -	\$ 23,143.94	\$ 1,578.66	\$ 114.12	\$ -	\$ 96.55	\$ 35.16	\$ -	\$ -	\$ 1,824.49	\$ 24,968.43
31300	17144	CASHIER II	UY-BUGAL, MILAGROS B.	F	3	\$ 24,960.00	\$ 738.00	07/21/13	\$ -	\$ 25,698.00	\$ 1,733.16	\$ 114.12	\$ -	\$ 115.17	\$ 35.16	\$ 1,503.90	\$ 86.40	\$ 3,587.91	\$ 29,285.91
31300	17181	CASHIER I	CRUZ, NADINE B.	E	3	\$ 22,734.00	\$ 98.38	09/08/13	\$ -	\$ 22,832.38	\$ 1,578.66	\$ 114.12	\$ -	\$ 90.76	\$ 35.16	\$ -	\$ -	\$ 1,818.70	\$ 24,651.08
31300	17011	CASHIER I	TAITAGUE, BRANDON P.	E	2	\$ 21,902.00	\$ 1,358.47	05/23/13	\$ -	\$ 23,260.47	\$ 1,520.88	\$ 114.12	\$ -	\$ 113.54	\$ 35.16	\$ -	\$ -	\$ 1,783.70	\$ 25,044.17
31300	17188	CASHIER I	ALICTO, JAIME A.	E	3	\$ 22,734.00	\$ 245.95	09/20/13	\$ -	\$ 22,979.95	\$ 1,578.66	\$ 114.12	\$ -	\$ 93.32	\$ 35.16	\$ -	\$ -	\$ 1,821.26	\$ 24,801.21
31300	17189	CASHIER I	OGO, VALERIE P.	E	2	\$ 21,902.00	\$ 781.57	02/13/13	\$ -	\$ 22,683.57	\$ 1,474.99	\$ 114.12	\$ -	\$ 97.77	\$ 35.16	\$ 554.04	\$ 52.14	\$ 2,328.22	\$ 25,011.79
31300	17192	CASHIER I	GUERRERO, MELISSA M.	E	2	\$ 21,902.00	\$ 1,863.92	05/11/13	\$ -	\$ 23,765.92	\$ 1,520.88	\$ 114.12	\$ -	\$ 116.94	\$ 35.16	\$ 554.04	\$ 52.14	\$ 2,393.28	\$ 26,159.20
31300	17168	CASHIER I	LUJAN, JESSIE LYNN A.	E	2	\$ 21,902.00	\$ 1,168.91	04/04/13	\$ -	\$ 23,070.91	\$ 1,520.88	\$ 114.12	\$ -	\$ 108.88	\$ 35.16	\$ -	\$ -	\$ 1,779.04	\$ 24,849.95
31400	17005	CUSTOMER SERVICE SUPVR	MASNAYON, ROBYN R.	J	09C	\$ 50,169.00	\$ 1,230.12	04/04/13	\$ -	\$ 51,399.12	\$ 3,884.34	\$ -	\$ -	\$ -	\$ 35.16	\$ 554.04	\$ 52.14	\$ 4,525.68	\$ 55,924.80
31400	17018	CUSTOMER SERVICE REP	PALACIOS, VALERIE M.	G	13D	\$ 40,102.00	\$ 2,978.76	04/04/13	\$ -	\$ 43,080.76	\$ 3,813.26	\$ -	\$ -	\$ 206.99	\$ 35.16	\$ 554.04	\$ 52.14	\$ 4,661.59	\$ 47,742.35
31400	17020	CUSTOMER SERVICE REP	TORRES-PALOMO, REBECCA-LOUISE	G	11B	\$ 36,316.00	\$ 392.85	01/06/13	\$ -	\$ 36,708.85	\$ 2,513.49	\$ -	\$ -	\$ 146.59	\$ 35.16	\$ -	\$ -	\$ 2,695.24	\$ 39,404.09
31400	17083	CUSTOMER SERVICE REP	PINAULA, JAMIE C.	G	09C	\$ 33,862.00	\$ 6,031.74	01/06/13	\$ -	\$ 39,893.74	\$ 2,351.34	\$ -	\$ -	\$ 234.03	\$ 35.16	\$ -	\$ -	\$ 2,620.53	\$ 42,514.27
31400	17024	CUSTOMER SERVICE REP	AGUON, JESSE B.	G	10B	\$ 34,881.00	\$ 2,792.25	01/06/13	\$ -	\$ 37,673.25	\$ 2,422.14	\$ 114.12	\$ -	\$ 180.19	\$ 35.16	\$ -	\$ -	\$ 2,751.61	\$ 40,424.86
31400	17183	CUSTOMER SERVICE REP	MENO, MELANIE RIVERA	G	05D	\$ 29,161.00	\$ 1,135.62	01/06/13	\$ -	\$ 30,296.62	\$ 2,024.94	\$ 114.12	\$ -	\$ 139.99	\$ 35.16	\$ -	\$ -	\$ 2,314.21	\$ 32,610.83
31400	17136	CUSTOMER SERVICE REP	SMITH, GERALD T.	G	08C	\$ 32,552.00	\$ -	01/06/13	\$ -	\$ 32,552.00	\$ 1,973.13	\$ 114.12	\$ -	\$ 127.08	\$ 35.16	\$ -	\$ -	\$ 2,249.49	\$ 34,801.49
31400	17026	CUSTOMER SERVICE REP	TAITANO, JEANNIE S.	G	08B	\$ 32,219.00	\$ 1,092.15	01/06/13	\$ -	\$ 33,311.15	\$ 2,237.28	\$ 114.12	\$ -	\$ 146.38	\$ 35.16	\$ -	\$ -	\$ 2,	

31500	17037	CUST SERVICE ELECT II	FEJERAN, DAVID M.	H	10D	\$ 40,580.00	\$ 1,353.85	01/06/13	\$ -	\$ 41,933.85	\$ 3,471.00	\$ -	\$ -	\$ 194.78	\$ 35.16	\$ 1,503.90	\$ 86.40	\$ 5,291.24	\$ 47,225.09
31500	17155	CUST SERVICE ELECT LDR	MARTINEZ, MARVIN J.	I	09D	\$ 44,449.00	\$ 1,151.52	01/06/13	\$ -	\$ 45,600.52	\$ 3,459.78	\$ -	\$ -	\$ 191.14	\$ 35.16	\$ -	\$ -	\$ 3,686.08	\$ 49,286.60
31500	17040	CUST SERV ELECT SUPVR	CAMACHO, FRANK M.	K	09B	\$ 56,638.00	\$ 7,066.30	01/06/13	\$ -	\$ 63,704.30	\$ 6,271.34	\$ -	\$ -	\$ 337.19	\$ 35.16	\$ -	\$ -	\$ 6,643.69	\$ 70,347.99
31500	17187	CUST SVC ELECTRICIAN I	BLAS, VINCENT F. JR.	F	11D	\$ 32,489.00	\$ 1,268.53	01/06/13	\$ -	\$ 33,757.53	\$ 2,206.37	\$ -	\$ -	\$ 155.04	\$ 35.16	\$ 872.34	\$ 51.54	\$ 3,320.45	\$ 37,077.98
31500	17180	CUST SERVICE ELECT II	PINAUIN, NELSON N.	H	10B	\$ 39,769.00	\$ 5,081.73	01/06/13	\$ -	\$ 44,850.73	\$ 2,792.92	\$ -	\$ -	\$ 249.98	\$ 35.16	\$ 554.04	\$ 52.14	\$ 3,684.24	\$ 48,534.97
31500	17186	CUST SERVICE ELECT I	SAN NICOLAS, VINCENT J.C.	F	13C	\$ 34,840.00	\$ 902.27	01/06/13	\$ -	\$ 35,742.27	\$ 2,413.23	\$ -	\$ -	\$ 169.18	\$ 35.16	\$ -	\$ -	\$ 2,617.57	\$ 38,359.84
31500	17138	CUST SERVICE ELECT II	FEJERAN, JEFFREY J.	H	10B	\$ 39,769.00	\$ 2,533.65	01/06/13	\$ -	\$ 42,302.65	\$ 2,798.67	\$ 114.12	\$ -	\$ 196.20	\$ 35.16	\$ -	\$ -	\$ 3,144.15	\$ 45,446.80
31500	17103	CUST SERVICE ELECT I	ITIBUS, HENRY L.	F	11B	\$ 31,844.00	\$ 45.94	01/06/13	\$ -	\$ 31,889.94	\$ 1,805.85	\$ 114.12	\$ -	\$ 98.34	\$ 35.16	\$ 872.34	\$ 42.95	\$ 2,968.76	\$ 34,858.70
31500	17163	CUST SERVICE ELECT II	FRANCISCO, JOEY A.	H	11C	\$ 41,808.00	\$ 3,566.53	01/06/13	\$ -	\$ 45,374.53	\$ 2,935.93	\$ 114.12	\$ -	\$ 223.57	\$ 35.16	\$ -	\$ -	\$ 3,308.78	\$ 48,683.31
31500	17159	CUST SVC ELECTRICIAN I	DUENAS, JENNYROSE C.	F	11C	\$ 32,177.00	\$ 1,674.79	01/06/13	\$ -	\$ 33,851.79	\$ 2,259.59	\$ 114.12	\$ -	\$ 155.23	\$ 35.16	\$ -	\$ -	\$ 2,564.10	\$ 36,415.89
31500	17158	ELECTRIC OPERATION TRAINEE	CRISOSTOMO, JOAQUIN S.N. JR.	E	09C	\$ 26,062.00	\$ 2,289.23	01/06/13	\$ -	\$ 28,351.23	\$ 1,831.67	\$ 114.12	\$ -	\$ 137.29	\$ 35.16	\$ -	\$ -	\$ 2,118.24	\$ 30,469.47
31600	17041	ELECT METER RDR SUPVR	CAMACHO, JULIA B.	J	08D	\$ 48,692.00	\$ 4,975.68	01/06/13	\$ -	\$ 53,667.68	\$ 5,045.28	\$ -	\$ -	\$ -	\$ 35.16	\$ 554.04	\$ 52.14	\$ 5,686.62	\$ 59,354.30
31600	17101	ELECT METER READER LDR	SALAS, RUDOLPH B.	H	06C	\$ 34,257.00	\$ 1,309.40	01/06/13	\$ -	\$ 35,566.40	\$ 2,940.83	\$ -	\$ -	\$ 161.06	\$ 35.16	\$ 554.04	\$ 52.14	\$ 3,743.23	\$ 39,309.63
31600	17109	ELECT METER READER LDR	CRUZ, JOSEPH J.	H	08A	\$ 36,358.00	\$ 3,933.00	01/06/13	\$ -	\$ 40,291.00	\$ 2,524.68	\$ -	\$ -	\$ 235.72	\$ 35.16	\$ 1,503.90	\$ 86.40	\$ 4,385.86	\$ 44,676.86
31600	17171	ELECT METER READER II	CRUZ, STEVEN A.	E	08D	\$ 25,292.00	\$ 36.48	01/06/13	\$ -	\$ 25,328.48	\$ 1,756.32	\$ 114.12	\$ -	\$ 98.03	\$ 35.16	\$ 1,503.90	\$ 86.40	\$ 3,593.93	\$ 28,922.41
31600	17051	ELECT METER READER II	BURGOS, REMIGIO S.	E	06C	\$ 23,129.00	\$ 1,451.16	01/06/13	\$ -	\$ 24,580.16	\$ 1,606.08	\$ 114.12	\$ -	\$ 119.78	\$ 35.16	\$ 554.04	\$ -	\$ 2,429.18	\$ 27,009.34
31600	17170	ELECT METER READER II	BLAS JR., PATRICK F.C.	E	08C	\$ 25,043.00	\$ 1,950.48	01/06/13	\$ -	\$ 26,993.48	\$ 1,738.98	\$ 114.12	\$ -	\$ 140.85	\$ 35.16	\$ 1,503.90	\$ 86.40	\$ 3,619.41	\$ 30,612.89
31600	17150	ELECT METER READER I	GUERRERO, KENNETH C.	D	05D	\$ 19,697.00	\$ -	01/06/13	\$ -	\$ 19,697.00	\$ 1,367.76	\$ 114.12	\$ -	\$ 76.90	\$ 35.16	\$ -	\$ -	\$ 1,593.94	\$ 21,290.94
31600	17173	ELECT METER READER II	RIDEB, SETH T.	E	07A	\$ 23,587.00	\$ 1,701.00	01/06/13	\$ -	\$ 25,288.00	\$ 1,637.88	\$ 114.12	\$ -	\$ 118.26	\$ 35.16	\$ -	\$ -	\$ 1,905.42	\$ 27,193.42
31600	17172	ELECT METER READER II	QUICHOCHO, VAN S.	E	07A	\$ 23,587.00	\$ 1,360.80	01/06/13	\$ -	\$ 24,947.80	\$ 1,637.88	\$ 114.12	\$ -	\$ 118.34	\$ 35.16	\$ -	\$ -	\$ 1,905.50	\$ 26,853.30
31600	17191	ELECT METER READER II	MANIBUSAN, ROBERT K.C.	E	06B	\$ 22,900.00	\$ 1,238.69	01/06/13	\$ -	\$ 24,138.69	\$ 1,590.18	\$ 114.12	\$ -	\$ 117.24	\$ 35.16	\$ -	\$ -	\$ 1,856.70	\$ 25,995.39
31700	25002	ADMINISTRATIVE ASSISTANT	CRUZ, ROSALIND D.C.	J	2	\$ 32,260.00	\$ -	01/06/13	\$ -	\$ 32,260.00	\$ -	\$ -	\$ -	\$ -	\$ -	\$ -	\$ -	\$ -	\$ 32,260.00
31700	71019	MAINTENANCE WORKER	CELESTE, DIOSDADO L	H	5	\$ 30,784.00	\$ 213.75	09/08/13	\$ -	\$ 30,997.75	\$ 2,072.74	\$ 114.12	\$ -	\$ 119.51	\$ 35.16	\$ -	\$ -	\$ 2,341.53	\$ 33,339.28
31700	25013	FACILITIES MANAGER	BORJA, THOMAS G.	L	10C	\$ 67,849.00	\$ -	09/08/13	\$ -	\$ 67,849.00	\$ 4,711.38	\$ 114.12	\$ -	\$ 264.87	\$ 35.16	\$ -	\$ -	\$ 5,125.53	\$ 72,974.53
31700	61047	MAINTENANCE WORKER	CRUZ, ROY J.	H	5	\$ 30,784.00	\$ 192.38	09/08/13	\$ -	\$ 30,976.38	\$ 2,072.74	\$ -	\$ -	\$ 119.41	\$ 35.16	\$ -	\$ -	\$ 2,227.31	\$ 33,203.69
31700	25018	BUILDING MAINT SUPERVISOR	PANGELINAN, MARK L.G.	J	09A	\$ 49,192.00	\$ 852.00	01/06/13	\$ -	\$ 50,044.00	\$ 3,281.52	\$ -	\$ -	\$ 199.48	\$ 35.16	\$ -	\$ -	\$ 3,516.16	\$ 53,560.16
31700	61010	MAINTENANCE WORKER	GARCIA, EARL A.L.	H	5	\$ 30,784.00	\$ 85.50	09/08/13	\$ -	\$ 30,869.50	\$ 2,072.74	\$ -	\$ -	\$ 119.30	\$ 35.16	\$ -	\$ -	\$ 2,227.20	\$ 33,096.70
31700	25021	REFRIGERATION MECH II	BAGCAL, ELIZALDE F.	I	09B	\$ 43,576.00	\$ 90.59	01/06/13	\$ -	\$ 43,666.59	\$ 2,907.42	\$ 114.12	\$ -	\$ 164.77	\$ 35.16	\$ -	\$ -	\$ 3,221.47	\$ 46,888.06
31700	25023	REFRIGERATION MECHANIC II	CRUZ, JOSEPH JOHN	I	09D	\$ 44,449.00	\$ 30.81	01/06/13	\$ -	\$ 44,479.81	\$ 2,966.64	\$ 114.12	\$ -	\$ 167.23	\$ 35.16	\$ 1,503.90	\$ 86.40	\$ 4,873.45	\$ 49,353.26
31800	03002	CLERK III	IGNACIO, GABINA Q.	E	MID2	\$ 27,289.00	\$ -	07/13/13	\$ -	\$ 27,289.00	\$ 1,894.92	\$ 114.12	\$ -	\$ 106.53	\$ 35.16	\$ 554.04	\$ 52.14	\$ 2,756.91	\$ 30,045.91
31800	23001	SAFETY ADMINISTRATOR	CRISOSTOMO, JOHN C.	L	11C	\$ 70,616.00	\$ -	01/06/13	\$ -	\$ 70,616.00	\$ 4,887.45	\$ 114.12	\$ -	\$ 273.75	\$ 35.16	\$ -	\$ -	\$ 5,310.48	\$ 75,926.48
31800	23012	SAFETY INSPECT SUPVR	FEJARANG, PETER R.	K	09D	\$ 57,761.00	\$ -	01/06/13	\$ -	\$ 57,761.00	\$ 4,010.88	\$ -	\$ -	\$ 225.49	\$ 35.16	\$ 872.34	\$ 51.54	\$ 5,195.41	\$ 62,956.41
31800	23023	SAFETY INSPECTOR III	CRISOSTOMO, BENNY Q.	J	04D	\$ 41,537.00	\$ 599.12	01/06/13	\$ -	\$ 42,136.12	\$ 2,926.38	\$ 114.12	\$ -	\$ 173.36	\$ 35.16	\$ -	\$ -	\$ 3,249.02	\$ 45,385.14
31800	23025	SAFETY INSPECTOR III	MATEO ROLAND E.	J	04D	\$ 41,537.00	\$ 269.60	01/06/13	\$ -	\$ 41,806.60	\$ 2,884.32	\$ -	\$ -	\$ 176.08	\$ 35.16	\$ -	\$ -	\$ 3,095.56	\$ 44,902.16
31800	23017	SAFETY INSPECTOR III	NAUTA, RICHARD M.	J	04D	\$ 41,537.00	\$ 539.21	01/06/13	\$ -	\$ 42,076.21	\$ 2,884.32	\$ 114.12	\$ -	\$ 172.90	\$ 35.16	\$ -	\$ -	\$ 3,206.50	\$ 45,282.71
31800	23024	SAFETY INSPECTOR III	MASNAYON, RICHARD C.	J	04D	\$ 41,537.00	\$ 239.65	01/06/13	\$ -	\$ 41,776.65	\$ 2,884.32	\$ 114.12	\$ -	\$ 168.64	\$ 35.16	\$ -	\$ -	\$ 3,202.24	\$ 44,978.89
31900	31002	COMPUTER OPERATIONS SUPVR	DUENAS, JAMES R.F.	K	06C	\$ 50,752.00	\$ 2,086.20	01/06/13	\$ -	\$ 52,838.20	\$ 3,524.16	\$ 114.12	\$ -	\$ 230.25	\$ 35.16	\$ 872.34	\$ 51.54	\$ 4,827.57	\$ 57,665.77
31900	32006	COMPUTER TECH SUPVR	MANIBUSAN, RUDOLPHO C.	K	10A	\$ 58,344.00	\$ 5,133.21	01/06/13	\$ -	\$ 63,477.21	\$ 5,697.21	\$ -	\$ -	\$ 316.39	\$ 35.16	\$ -	\$ -	\$ 6,048.76	\$ 69,525.97
31900	31007	COMPUTER TECH II	CADAG, EDWIN S.N.	I	08D	\$ 42,723.00	\$ 4,036.11	01/06/13	\$ -	\$ 46,759.11	\$ 2,966.64	\$ 114.12	\$ -	\$ 231.32	\$ 35.16	\$ -	\$ -	\$ 3,347.24	\$ 50,106.35
31900	32016	COMPUTER SYSTEM ANALYST II	CALVO, JOSEPH S.	K	11B	\$ 61,318.00	\$ -	01/06/13	\$ -	\$ 61,318.00	\$ 4,257.84	\$ -	\$ -	\$ 239.38	\$ 35.16	\$ -	\$ -	\$ 4,532.38	\$ 65,850.38
31900	32026	COMPUTER TECH II	BARCINAS, FREDERICK J.B.	I	09A	\$ 43,139.00	\$ 684.42	01/06/13	\$ -	\$ 43,823.42	\$ 2,995.50	\$ 114.12	\$ -	\$ 178.60	\$ 35.16	\$ -	\$ -	\$ 3,323.38	\$ 47,146.80
31900	17114	ADMINISTRATIVE OFFICER	EVARISTO, ANTONIA V.	H	09D	\$ 39,000.00	\$ -	01/06/13	\$ -	\$ 39,000.00	\$ 2,708.10	\$ 114.12	\$ -	\$ 152.25	\$ 35.16	\$ -	\$ -	\$ 3,009.63	\$ 42,009.63
31900	32027	COMPUTER TECH II	PEREDO, RICHARD J.	I	09B	\$ 43,576.00	\$ 2,985.44	01/06/13	\$ -	\$ 46,561.44	\$ 3,025.86	\$ 114.12	\$ -	\$ 210.13	\$ 35.16	\$ -	\$ -	\$ 3,385.27	\$ 49,946.71
31900	32033	PROGRAMMER ANALYST	GATONGAY, REYNALDO R.	J	07A	\$ 45,427.00	\$ -	01/06/13	\$ -	\$ 45,427.00	\$ 3,154.38	\$ 114.12	\$ -	\$ 173.72	\$ 35.16	\$ -	\$ -	\$ 3,477.38	\$ 48,904.38
31900	32029	COMPUTER OPERATOR III	CUENCA, JOHN PATRICK D.	I	07A	\$ 39,832.00	\$ 373.43	01/06/13	\$ -	\$ 40,205.43	\$ 2,765.88	\$ 114.12	\$ -	\$ 163.02	\$ 35.16	\$ -	\$ -	\$ 3,078.18	\$ 43,283.61
31900	32032	INFORM TECHNOLOGY MANAGER	KWEK, MELVYN K.	N	09B	\$ 83,907.00	\$ -	01/06/13	\$ -	\$ 83,907.00	\$ 5,807.37	\$ 114.12	\$ -	\$ 324.81	\$ 35.16	\$ 872.34	\$ 51.54	\$ 7,205.34	\$ 91,112.34
31900	32034	COMPUTER OPERATOR I	SY, JULIUS L.	E	04C	\$ 21,361.00	\$ 61.62	01/06/13	\$ -	\$ 21,422.62	\$ 1,483.32	\$ 114.12	\$ -	\$ 85.72	\$ 35.16	\$ -	\$ -	\$ 1,718.32	\$ 23,140.94
31900	32036	NETWORK SYSTEMS ADMINISTRATOR	TENIDO JR., FELIPE C.	K	03D	\$ 45,489.00	\$ 3,444.58	12/17/13	\$ -	\$ 48,933.58	\$ 3,158.70	\$ 114.12	\$ -	\$ 233.24	\$ -	\$ -	\$ -	\$ 3,506.06	\$ 52,439.64
32000	08045	BUYER SUPERVISOR I	REYES, JESSE R.T.	J	08A	\$ 47,257.00	\$ -	01/06/13	\$ -	\$ 47,257.00	\$ 3,273.56	\$ -	\$ -	\$ 204.83	\$ 35.16	\$ 554.04	\$ 52.14	\$ 4,119.73	\$ 51,376.73
32000	08042	SUPPLY MGMT ADMNSTR	PANGELINAN, JAMIE L.C.	M	09D	\$ 75,067.00	\$ -	01/06/13	\$ -	\$ 75,067.00	\$ 5,115.47	\$ 114.12	\$ -	\$ 287.14	\$ 35.16	\$ 1,109.58	\$ 63.96	\$ 6,725.43	\$ 81,792.43
32000	08035	BUYER II	UNCANGCO, MELISSA J.C.	G	12B	\$ 37,772.00	\$ -	01/06/13	\$ -	\$ 37,772.00	\$ 2,622.90	\$ -	\$ -	\$ 147.46	\$ 35.16	\$ -	\$ -	\$ 2,805.52	\$ 40,577.52
32000	10002	INVENTORY MNGMT OFFICER	ULLOA, REUBEN C.	K	09C	\$ 57,200.00	\$ -	01/06/13	\$ -	\$ 57,200.00	\$ 3,854.88	\$ -	\$ -	\$ 216.72	\$ 35.16	\$ -	\$ -	\$ 4,106.76	\$ 61,306.76
32000	08044	BUYER I	BARCINAS, VINCENT JR.	G	MID3	\$ 33,113.00	\$ -	08/18/13	\$ -	\$ 33,113.00	\$ 2,299.38	\$ -	\$ -	\$ 129.27	\$ 35.16	\$ 872.34	\$ 51.54	\$ 3,387.69	\$ 36,500.69
32000	08046	BUYER II	CAMACHO, PATRICIA B.	G	06B	\$ 29,764.00	\$ -	08/18/13	\$ -	\$ 29,764.00	\$ 2,066.82	\$ 114.12	\$ -	\$ 116.20	\$ 35.16	\$ 1,503.90	\$ 86.40	\$ 3,922.60	\$ 33,686.60
32000	08047	BUYER I	FEJERAN, DAWN K.P.	H	3	\$ 28,558.00	\$ -	04/26/13	\$ -	\$ 28,558.00	\$ 1,983.06	\$ 114.12	\$ -	\$ 111.49	\$ 35.16	\$ -	\$ -	\$ 2,243.83	\$ 30,801.83
32000	08048	BUYER I	IMASA, STEPHANIE JOSEFA M.	H	2	\$ 27,518.00	\$ -	04/26/13	\$ -	\$ 27,518.00	\$ 1,910.82	\$ 114.12	\$ -	\$ 107.43	\$ 35.16	\$ -	\$ -	\$ 2,167.53	\$ 29,685.53
32000	08051	TOOL MECHANIC	MAFNAS, EDDIE I.C.	E	04D	\$ 21,569.00	\$ 731.10	01/06/13	\$ -	\$ 22,300.10	\$ 1,497.78	\$ 114.							

32100	12014	STOREKEEPER I	EVARISTO, JOSEPH I.	H	5	\$ 30,784.00	\$ 1,398.60	09/28/13	\$ -	\$ 32,182.60	\$ 2,561.13	\$ -	\$ -	\$ 140.58	\$ 35.16	\$ -	\$ -	\$ 2,736.87	\$ 34,919.47
32100	10008	STOREKEEPER II	RABAGO, JOEY A.	I	3	\$ 30,804.00	\$ 222.15	10/11/13	\$ -	\$ 31,026.15	\$ 2,139.06	\$ 114.12	\$ -	\$ 69.58	\$ 35.16	\$ -	\$ -	\$ 2,357.92	\$ 33,384.07
32100	10021	STOREKEEPER I	TORRES, LAWRENCE SA	H	3	\$ 28,558.00	\$ 617.85	09/13/13	\$ -	\$ 29,175.85	\$ 1,983.06	\$ 114.12	\$ -	\$ 126.30	\$ 35.16	\$ -	\$ -	\$ 2,258.64	\$ 31,434.49
32100	10012	STOREKEEPER II	AGUERO JR., TEODORO T.	I	2	\$ 29,681.00	\$ 128.43	08/14/13	\$ -	\$ 29,809.43	\$ 2,061.06	\$ 114.12	\$ -	\$ 119.47	\$ 35.16	\$ -	\$ -	\$ 2,329.81	\$ 32,139.24
32100	10018	STOREKEEPER I	CONCEPCION, ANTHONY F.	I	2	\$ 29,681.00	\$ 470.92	07/02/13	\$ -	\$ 30,151.92	\$ 2,061.06	\$ 114.12	\$ -	\$ 123.22	\$ 35.16	\$ -	\$ -	\$ 2,333.56	\$ 32,485.48
33000	05001	PERSONNEL SERVS ADMSTR	QUINATA, JULIE LUJAN	N	12A	\$ 93,600.00	\$ -	01/06/13	\$ -	\$ 93,600.00	\$ 6,619.19	\$ -	\$ -	\$ -	\$ 35.16	\$ 554.04	\$ 52.14	\$ 7,260.53	\$ 100,860.53
33000	05017	ADMINISTRATIVE OFFICER	CEPEDA, JOLEEN P.	H	11B	\$ 41,392.00	\$ -	01/06/13	\$ -	\$ 41,392.00	\$ 1,437.09	\$ -	\$ -	\$ 69.25	\$ 17.58	\$ -	\$ -	\$ 1,523.92	\$ 42,915.92
34000	05019	PERSONNEL SPECIALIST II	CRUZ, RITA TORRES	I	10C	\$ 45,801.00	\$ 1,259.92	01/06/13	\$ -	\$ 47,060.92	\$ 3,172.59	\$ 114.12	\$ -	\$ 193.21	\$ 35.16	\$ 554.04	\$ 52.14	\$ 4,121.26	\$ 51,182.18
34000	05006	PERSONNEL SPECIALIST IV	BORJA, JAMES C.	K	10D	\$ 60,112.00	\$ -	01/06/13	\$ -	\$ 60,112.00	\$ 4,160.48	\$ 114.12	\$ -	\$ 237.06	\$ 35.16	\$ -	\$ -	\$ 4,546.82	\$ 64,658.82
34000	05026	PERSONNEL SPECIALIST I	PEREZ, JOHN PAUL T.	G	06C	\$ 30,056.00	\$ -	01/06/13	\$ -	\$ 30,056.00	\$ 2,024.94	\$ 114.12	\$ -	\$ 27.65	\$ 35.16	\$ -	\$ -	\$ 2,201.87	\$ 32,257.87
35000	05011	PERSONNEL SPECIALIST IV	PEREZ, SANDRA DUENAS	K	13B	\$ 66,393.00	\$ -	01/06/13	\$ -	\$ 66,393.00	\$ 4,685.97	\$ -	\$ -	\$ 260.02	\$ 35.16	\$ 1,503.90	\$ 86.40	\$ 6,571.45	\$ 72,964.45
35000	05015	PERSONNEL SPECIALIST II	CRUZ, DEBRA JEAN M.	I	14C	\$ 53,705.00	\$ -	01/06/13	\$ -	\$ 53,705.00	\$ 3,796.32	\$ -	\$ -	\$ 192.61	\$ 35.16	\$ 554.04	\$ 52.14	\$ 4,630.27	\$ 58,335.27
35000	05027	PERSONNEL SPECIALIST I	SANCHEZ, ERIC J.	G	06C	\$ 30,056.00	\$ 715.30	01/06/13	\$ -	\$ 30,771.30	\$ 2,081.87	\$ 114.12	\$ -	\$ 129.77	\$ 35.16	\$ -	\$ -	\$ 2,360.92	\$ 33,132.22
36000	05024	EMPLOYEE DEVELOP SPEC III	UNPINGCO, JOSE G.	J	10B	\$ 51,688.00	\$ 1,571.08	01/06/13	\$ -	\$ 53,259.08	\$ 3,580.36	\$ -	\$ -	\$ 227.28	\$ 35.16	\$ -	\$ -	\$ 3,842.80	\$ 57,101.88
36000	05022	PERSONNEL SPECIALIST IV	GUTIERREZ, KENNETH J.	K	13A	\$ 65,748.00	\$ 1,920.81	01/06/13	\$ -	\$ 67,668.81	\$ 4,543.47	\$ 114.12	\$ -	\$ 287.73	\$ 35.16	\$ -	\$ -	\$ 4,980.48	\$ 72,649.29
36000	05018	PERSONNEL SPECIALIST II	INFANTE, MARIE J.	I	08B	\$ 41,870.00	\$ 1,264.49	01/06/13	\$ -	\$ 43,134.49	\$ 2,898.02	\$ 114.12	\$ -	\$ 161.92	\$ 35.16	\$ 872.34	\$ 51.54	\$ 4,133.10	\$ 47,267.59
37000	17008	CLERK II	QUINTANILLA, JOSEPHINE M.	D	MID6	\$ 28,267.00	\$ 1,977.36	03/29/13	\$ -	\$ 30,244.36	\$ 1,962.84	\$ -	\$ -	\$ 141.80	\$ 35.16	\$ 554.04	\$ 52.14	\$ 2,745.98	\$ 32,990.34
37000	51009	CLERK III	YAMASTA, DORIS F.	E	MID6	\$ 31,324.00	\$ -	11/16/13	\$ -	\$ 31,324.00	\$ 1,015.07	\$ -	\$ -	\$ 122.29	\$ 35.16	\$ 554.04	\$ 52.14	\$ 1,778.70	\$ 33,102.70
42100	30006	ASST CHIEF FINANCIAL OFFICER	MONTELLANO, CORAZON R	O	09D	\$ 97,572.00	\$ -	11/16/13	\$ -	\$ 97,572.00	\$ 6,775.32	\$ 114.12	\$ -	\$ 371.26	\$ 35.16	\$ -	\$ -	\$ 7,295.86	\$ 104,867.86
42100	30004	CHIEF FINANCIAL OFCR (GPA/GWA)	WIEGAND, RANDALL V.	Q	08B	\$ 119,454.00	\$ -	11/16/13	\$ -	\$ 119,454.00	\$ 8,294.70	\$ -	\$ -	\$ 441.80	\$ 35.16	\$ -	\$ -	\$ 8,771.66	\$ 128,225.66
42100	30008	ADMINISTRATIVE OFFICER	FEJARANG, ANITA C.	H	15B	\$ 48,526.00	\$ -	11/16/13	\$ -	\$ 48,526.00	\$ 3,369.60	\$ -	\$ -	\$ 189.44	\$ 35.16	\$ -	\$ -	\$ 3,594.20	\$ 52,120.20
42100	03026	CONTRACTS ADMINISTRATOR	MUNA, TAMRA MARIE	J	10C	\$ 52,208.00	\$ -	11/16/13	\$ -	\$ 52,208.00	\$ 3,625.26	\$ 114.12	\$ -	\$ 200.91	\$ 35.16	\$ -	\$ -	\$ 3,975.45	\$ 56,183.45
42300	29002	BUDGET ANALYST	CARBULLIDO, JESUSA B.	J	13C	\$ 58,822.00	\$ 2,163.42	11/16/13	\$ -	\$ 60,985.42	\$ 4,736.38	\$ -	\$ -	\$ 259.68	\$ 35.16	\$ -	\$ -	\$ 5,031.22	\$ 66,016.64
42300	29006	CHIEF BUDGET OFFICER	AGUIGUI, PAMELA R.	M	10B	\$ 76,585.00	\$ 2,319.66	11/16/13	\$ -	\$ 78,904.66	\$ 5,317.98	\$ -	\$ -	\$ 339.61	\$ 35.16	\$ -	\$ -	\$ 5,692.75	\$ 84,597.41
42300	29007	BUDGET ANALYST	PEREDO, KATHLEEN A.	J	05C	\$ 42,785.00	\$ 524.54	11/16/13	\$ -	\$ 43,309.54	\$ 2,970.96	\$ 114.12	\$ -	\$ 184.18	\$ 35.16	\$ -	\$ -	\$ 3,304.42	\$ 46,613.96
42500	30007	CONTROLLER	SANZ, LENORA M.	N	07D	\$ 79,040.00	\$ -	11/16/13	\$ -	\$ 79,040.00	\$ 5,488.44	\$ 114.12	\$ -	\$ 308.56	\$ 35.16	\$ 872.34	\$ 51.54	\$ 6,870.16	\$ 85,910.16
42600	33035	ACCOUNTANT III	FLORENCIO, ELENITA R.	K	13A	\$ 65,748.00	\$ -	11/16/13	\$ -	\$ 65,748.00	\$ 4,565.52	\$ 114.12	\$ -	\$ 256.67	\$ 35.16	\$ -	\$ -	\$ 4,971.47	\$ 70,719.47
42600	33006	ACCOUNTANT II	MANIBUSAN, RUBY S.	J	11A	\$ 53,268.00	\$ -	11/16/13	\$ -	\$ 53,268.00	\$ 3,698.88	\$ -	\$ -	\$ 207.95	\$ 35.16	\$ -	\$ -	\$ 3,941.99	\$ 57,209.99
42700	33022	ACCOUNTANT II	VILLEGAS, LEILANI B.	J	10D	\$ 52,728.00	\$ 1,673.16	11/16/13	\$ -	\$ 54,401.16	\$ 3,661.38	\$ 114.12	\$ -	\$ 218.65	\$ 35.16	\$ -	\$ -	\$ 4,029.31	\$ 58,430.47
42700	33027	ACCOUNTANT I	BLAKE, EMILY A.	I	11D	\$ 48,131.00	\$ 2,325.57	11/16/13	\$ -	\$ 50,456.57	\$ 3,342.18	\$ -	\$ -	\$ -	\$ 35.16	\$ -	\$ -	\$ 3,377.34	\$ 53,833.91
42700	33020	ACCOUNTANT III	BALLON, JORNA J.	K	12D	\$ 65,104.00	\$ 2,112.75	11/16/13	\$ -	\$ 67,216.75	\$ 4,520.70	\$ 114.12	\$ -	\$ 272.14	\$ 35.16	\$ 1,503.90	\$ 86.40	\$ 6,532.42	\$ 73,749.17
42700	26005	ACCOUNTING TECHNICIAN I	MESA, JOSEPH S.	H	2	\$ 27,518.00	\$ -	04/07/13	\$ -	\$ 27,518.00	\$ 700.12	\$ 114.12	\$ -	\$ 111.12	\$ 35.16	\$ -	\$ -	\$ 960.52	\$ 28,478.52
42800	33010	ACCOUNTANT III	BURGOS, LUZ M.	K	13A	\$ 65,748.00	\$ -	04/07/13	\$ -	\$ 65,748.00	\$ 4,670.14	\$ -	\$ -	\$ 343.30	\$ 35.16	\$ 872.34	\$ 51.54	\$ 5,972.48	\$ 71,720.48
42800	33026	ACCOUNTANT II	SABLAN, PATRICIA M.	J	10D	\$ 52,728.00	\$ -	04/07/13	\$ -	\$ 52,728.00	\$ 3,661.38	\$ -	\$ -	\$ 205.84	\$ 35.16	\$ 554.04	\$ 52.14	\$ 4,508.56	\$ 57,236.56
42800	33034	ACCOUNTANT II	REGALADO, FELISA A.	J	11A	\$ 53,268.00	\$ -	04/07/13	\$ -	\$ 53,268.00	\$ 3,698.88	\$ -	\$ -	\$ 232.59	\$ 35.16	\$ -	\$ -	\$ 3,966.63	\$ 57,234.63
42800	33005	ACCOUNTANT I	CONCEPCION, FELINA D.	I	08A	\$ 41,454.00	\$ -	04/07/13	\$ -	\$ 41,454.00	\$ 2,878.50	\$ 114.12	\$ -	\$ 151.13	\$ 35.16	\$ 872.34	\$ 51.54	\$ 4,102.79	\$ 45,556.79
42800	33004	ACCOUNTANT II	CASTRO, CHRISTIAN C.	J	10A	\$ 51,188.00	\$ -	04/07/13	\$ -	\$ 51,188.00	\$ 3,554.46	\$ 114.12	\$ -	\$ 200.05	\$ 35.16	\$ -	\$ -	\$ 3,903.79	\$ 55,091.79
42900	33032	ACCOUNTANT II	CEPEDA, BERNADETTE P.	J	10C	\$ 52,208.00	\$ -	01/06/13	\$ -	\$ 52,208.00	\$ 3,697.77	\$ -	\$ -	\$ -	\$ 35.16	\$ -	\$ -	\$ 3,732.93	\$ 55,940.93
42900	33021	ACCOUNTANT III	BUMAGAT, RODRIGO A.	K	12D	\$ 65,104.00	\$ -	01/06/13	\$ -	\$ 65,104.00	\$ 6,361.95	\$ -	\$ -	\$ 343.02	\$ 35.16	\$ -	\$ -	\$ 6,740.13	\$ 71,844.13
42900	33033	ACCOUNTANT I	MAGDANGAL, DANILO T.	I	08A	\$ 41,454.00	\$ -	01/06/13	\$ -	\$ 41,454.00	\$ 2,878.50	\$ 114.12	\$ -	\$ 200.84	\$ 35.16	\$ -	\$ -	\$ 3,228.62	\$ 44,682.62
42900	33037	ACCOUNTANT I	SAN AGUSTIN, ZITA T.	I	11A	\$ 46,716.00	\$ -	01/06/13	\$ -	\$ 46,716.00	\$ 3,243.96	\$ 114.12	\$ -	\$ 182.38	\$ 35.16	\$ 554.04	\$ 52.14	\$ 4,181.80	\$ 50,897.80
43000	33017	PAYROLL SUPERVISOR	ROSARIO, MELLY E.	K	10A	\$ 58,344.00	\$ 1,725.10	01/06/13	\$ -	\$ 60,069.10	\$ 4,118.84	\$ 114.12	\$ -	\$ 238.05	\$ 35.16	\$ 872.34	\$ 51.54	\$ 5,430.05	\$ 65,499.15
43000	33038	PAYROLL CLERK II	GUMATAOTAO, JESSICA M.	H	3	\$ 28,558.00	\$ 823.83	05/22/13	\$ -	\$ 29,381.83	\$ 2,016.11	\$ 114.12	\$ -	\$ 133.15	\$ 35.16	\$ 872.34	\$ 51.54	\$ 3,222.42	\$ 32,604.25
50800	51110	PLANT INSTR TECH II	SALAS, KENNETH G.	I	11D	\$ 48,131.00	\$ 2,637.96	01/06/13	\$ -	\$ 50,768.96	\$ 3,333.99	\$ 114.12	\$ -	\$ 257.77	\$ 35.16	\$ -	\$ -	\$ 3,741.04	\$ 54,510.00
50800	53039	PLT OPTR/MAINT WRK II	MARTINEZ, GERALD S.	I	10C	\$ 45,801.00	\$ 2,864.84	01/06/13	\$ -	\$ 48,665.84	\$ 3,172.58	\$ -	\$ -	\$ 225.69	\$ 35.16	\$ 1,503.90	\$ 86.40	\$ 5,023.73	\$ 53,689.57
50800	53043	ASSISTANT PLANT SUPERINTENDENT	DIAZ, VICENTE C.	N	06A	\$ 73,715.00	\$ 2,126.40	01/06/13	\$ -	\$ 75,841.40	\$ 5,203.98	\$ 114.12	\$ -	\$ 339.62	\$ 35.16	\$ -	\$ -	\$ 5,692.88	\$ 81,534.28
50800	57042	PLANT MAINT WELDER II	GRAJO, NENITO H.	H	09B	\$ 38,230.00	\$ 3,102.45	01/06/13	\$ -	\$ 41,332.45	\$ 2,691.09	\$ 114.12	\$ -	\$ 217.92	\$ 35.16	\$ -	\$ -	\$ 3,058.29	\$ 44,390.74
50800	53024	PLT OPTR/MAINT WRK II	MANTANONA, JOHNNY R.	I	10B	\$ 45,344.00	\$ 3,602.82	01/06/13	\$ -	\$ 48,946.82	\$ 3,191.85	\$ -	\$ -	\$ 267.55	\$ 35.16	\$ -	\$ -	\$ 3,494.56	\$ 52,441.38
50800	53031	PLT OPTR/MAINT LEADER	CRISOSTOMO, ANTHONY J	J	09B	\$ 49,670.00	\$ 3,007.83	01/06/13	\$ -	\$ 52,677.83	\$ 3,440.61	\$ -	\$ -	\$ 278.93	\$ 35.16	\$ 554.04	\$ -	\$ 4,308.74	\$ 56,986.57
50800	53033	PLT OPTR/MAINT WRK II	CAMACHO, JOHN C.	I	10C	\$ 45,801.00	\$ 3,564.66	01/06/13	\$ -	\$ 49,365.66	\$ 3,220.99	\$ -	\$ -	\$ 246.94	\$ 35.16	\$ -	\$ -	\$ 3,503.09	\$ 52,868.75
50800	54059	PLT OPTR/MAINT LEADER	BLAS, FRANKIE S.A.	J	08C	\$ 48,214.00	\$ 3,372.69	01/06/13	\$ -	\$ 51,586.69	\$ 3,403.74	\$ 114.12	\$ -	\$ 230.61	\$ -	\$ -	\$ -	\$ 3,748.47	\$ 55,335.16
50800	53032	PLT OPTR/MAINT WRK II	PISARO, SAMSON E.	I	10C	\$ 45,801.00	\$ 3,513.74	01/06/13	\$ -	\$ 49,314.74	\$ 3,224.03	\$ 114.12	\$ -	\$ 268.60	\$ 35.16	\$ 1,503.90	\$ 86.40	\$ 5,232.21	\$ 54,546.95
50800	53030	PLT OPTR/MAINT WRK II	GOGO, JESSE C. JR.	I	10A	\$ 44,886.00	\$ 2,460.12	01/06/13	\$ -	\$ 47,346.12	\$ 3,109.25	\$ 114.12	\$ -	\$ 222.61	\$ 35.16	\$ -	\$ -	\$ 3,481.14	\$ 50,827.26
50800	57035	PLT OPTR/MAINT WRK II	AFaisen, DAVID V.	I	10B	\$ 45,344.00	\$ 3,508.56	01/06/13	\$ -	\$ 48,852.56	\$ 3,191.85	\$ 114.12	\$ -	\$ 241.21	\$ 35.16	\$ 1,503.90	\$ 86.40	\$ 5,172.64	\$ 54,025.20
50800	53035	PLT OPTR/MAINT SUPERVISOR	PEREZ, MANUEL T.	K	11A	\$ 60,715.00	\$ 4,691.42	01/06/13	\$ -	\$ 65,406.42	\$ 4,273.80	\$ 114.12	\$ -	\$ 325.12	\$ 35.16	\$ -	\$ -	\$ 4,748.20	\$ 70,154.62
50800	51063	PLANT MAINT MECHANIC II	DUENAS, ANTHONY B.	I	08A	\$ 41,454.00	\$ 3,070.56	01/06/13	\$ -	\$ 44,524.56	\$ 2,871.53	\$ 114.12	\$ -	\$ 230.50	\$ 35.16	\$ -	\$ -	\$ 3,251.31	\$ 47,775.87
50800	53041	PLANT OPERATOR III	DELIGUIN, ANTHONY G. JR.	I	10B	\$ 45,344.00	\$ 2,843.94	01/06/13	\$ -	\$ 48,187.94	\$ 3,191.85	\$ 114.12	\$ -	\$ 263.12	\$ 35.16	\$ 1			

54000	39014	ENGINEER III (ENVIRON)	PABUNAN, ROGER U.	L	10A	\$ 66,518.00	\$ -	01/06/13	\$ -	\$ 66,518.00	\$ 4,618.92	\$ 114.12	\$ -	\$ 259.68	\$ 35.16	\$ -	\$ -	\$ 5,027.88	\$ 71,545.88
54000	39008	ENGINEER III (ENVIRON)	MADRAZO, NORBERT M.	L	11B	\$ 69,908.00	\$ -	01/06/13	\$ -	\$ 69,908.00	\$ 4,838.59	\$ 114.12	\$ -	\$ 270.63	\$ 35.16	\$ -	\$ -	\$ 5,258.50	\$ 75,166.50
54000	39015	ENGINEER II	SABANGAN, LORINA C.	K	11A	\$ 60,715.00	\$ -	01/06/13	\$ -	\$ 60,715.00	\$ 4,202.24	\$ 114.12	\$ -	\$ 235.04	\$ 35.16	\$ -	\$ -	\$ 4,586.56	\$ 65,301.56
54000	39013	ENGINEER II	POLIARCO, MARVIN C.	K	11A	\$ 60,715.00	\$ -	01/06/13	\$ -	\$ 60,715.00	\$ 4,202.24	\$ 114.12	\$ -	\$ 235.04	\$ 35.16	\$ -	\$ -	\$ 4,586.56	\$ 65,301.56
54000	39016	ENGINEER II (ENVRN)	CRUZ, NOEL P.	K	06C	\$ 50,752.00	\$ -	01/06/13	\$ -	\$ 50,752.00	\$ 3,524.16	\$ 114.12	\$ -	\$ 198.13	\$ 35.16	\$ 1,503.90	\$ 86.40	\$ 5,461.87	\$ 56,213.87
54100	40001	MANAGER OF ENGINEERING (CCU)	ACOSTA, JOVEN G.	P	08C	\$ 105,830.00	\$ -	01/06/13	\$ -	\$ 105,830.00	\$ 7,348.68	\$ -	\$ -	\$ 413.15	\$ 35.16	\$ -	\$ -	\$ 7,796.99	\$ 113,626.99
54100	40003	ADMINISTRATIVE OFFICER	REYES, FRANCES S.	H	14D	\$ 47,569.00	\$ 1,566.72	01/06/13	\$ -	\$ 49,135.72	\$ 3,142.86	\$ 114.12	\$ -	\$ 217.39	\$ 35.16	\$ -	\$ -	\$ 3,509.53	\$ 52,645.25
54200	40113	ENGINEER SUPERVISOR (ELECT)	LOYOLA, IRWIN B.	N	09B	\$ 83,907.00	\$ -	01/06/13	\$ -	\$ 83,907.00	\$ 5,826.36	\$ 114.12	\$ -	\$ 327.56	\$ 35.16	\$ 1,503.90	\$ 86.40	\$ 7,893.50	\$ 91,800.50
54200	40042	ENGINEERING TECHNICIAN II	GULAC, NOEL C.	H	15A	\$ 48,048.00	\$ 3,049.20	01/06/13	\$ -	\$ 51,097.20	\$ 4,365.09	\$ -	\$ -	\$ -	\$ 35.16	\$ -	\$ -	\$ 4,400.25	\$ 55,497.45
54200	79065	SPECIAL PROJECT ENGINEER	QUINTO, JOHNNY DE LEON	M	11C	\$ 80,496.00	\$ 464.40	01/06/13	\$ -	\$ 80,960.40	\$ 5,702.16	\$ -	\$ -	\$ 317.06	\$ 35.16	\$ 872.34	\$ 51.54	\$ 6,978.26	\$ 87,938.66
54200	40008	CONSTRUCTION INSPECTOR III	MARQUEZ, FRANK F.	J	11C	\$ 54,329.00	\$ 5,524.38	01/06/13	\$ -	\$ 59,853.38	\$ 5,560.60	\$ -	\$ -	\$ 325.30	\$ 35.16	\$ -	\$ -	\$ 5,921.06	\$ 65,774.44
54200	40030	ENGINEERING TECHNICIAN II	OGO, MARTIN P.	H	11B	\$ 41,392.00	\$ 1,582.05	01/06/13	\$ -	\$ 42,974.05	\$ 2,922.09	\$ -	\$ -	\$ 190.30	\$ 35.16	\$ -	\$ -	\$ 3,147.55	\$ 46,121.60
54200	40143	SPECIAL PROJECT ENGINEER	PABUNAN, JOHN U.	M	10C	\$ 77,355.00	\$ 4,288.80	01/06/13	\$ -	\$ 81,643.80	\$ 5,248.02	\$ 114.12	\$ -	\$ 366.91	\$ 35.16	\$ -	\$ -	\$ 5,764.21	\$ 87,408.01
54200	40116	ENGINEER III(ELECTRICAL)	GUERRERO, NANETTE T.	L	11A	\$ 69,222.00	\$ 3,394.56	01/06/13	\$ -	\$ 72,616.56	\$ 4,886.83	\$ 114.12	\$ -	\$ 335.59	\$ 35.16	\$ -	\$ -	\$ 5,371.70	\$ 77,988.26
54200	40136	SYSTEM PROTEC ENGINEER	CHEN, WEI-TING	L	11B	\$ 69,908.00	\$ 2,520.75	01/06/13	\$ -	\$ 72,428.75	\$ 4,854.36	\$ 114.12	\$ -	\$ 327.25	\$ 35.16	\$ 554.04	\$ 52.14	\$ 5,937.07	\$ 78,365.82
54200	40146	ENGINEER I (ELECTRICAL)	CARREON, KRISTY C.	J	05A	\$ 41,953.00	\$ 1,452.24	01/06/13	\$ -	\$ 43,405.24	\$ 2,913.18	\$ 114.12	\$ -	\$ 195.37	\$ 35.16	\$ -	\$ -	\$ 3,257.83	\$ 46,663.07
54200	40144	ENGINEER I (ELECTRICAL)	SALOMON, ALEXANDER B.	J	05A	\$ 41,953.00	\$ 2,208.62	01/06/13	\$ -	\$ 44,161.62	\$ 2,961.74	\$ 114.12	\$ -	\$ 210.60	\$ 35.16	\$ -	\$ -	\$ 3,321.62	\$ 47,483.24
54300	40036	ENGINEERING TECHNICIAN II	OGO, LUCAS M.	H	17D	\$ 53,601.00	\$ 3,269.64	01/06/13	\$ -	\$ 56,870.64	\$ 4,680.66	\$ -	\$ -	\$ -	\$ 35.16	\$ 1,109.58	\$ 63.96	\$ 5,889.36	\$ 62,760.00
54300	40111	CONSTRUCTION INSPECTOR III	DELGADO, DAVID A.	J	11A	\$ 53,268.00	\$ 2,777.04	01/06/13	\$ -	\$ 56,045.04	\$ 4,417.00	\$ -	\$ -	\$ 252.59	\$ 35.16	\$ -	\$ -	\$ 4,704.75	\$ 60,749.79
54300	40083	ENGINEER SUPERVISOR (ELECT)	SABLAN, VINCENT J.	N	11B	\$ 90,854.00	\$ -	01/06/13	\$ -	\$ 90,854.00	\$ 6,002.58	\$ -	\$ -	\$ 337.47	\$ 35.16	\$ -	\$ -	\$ 6,375.21	\$ 97,229.21
54300	40147	ENGINEER II (ELECTRICAL)	CAMACHO, LOUIS C.	K	10C	\$ 59,508.00	\$ 2,900.00	01/06/13	\$ -	\$ 62,408.00	\$ 3,949.26	\$ 114.12	\$ -	\$ 272.63	\$ 35.16	\$ -	\$ -	\$ 4,371.17	\$ 66,779.17
54300	40125	CONSTRUCTION INSPECTOR III	MANGLONA, ARTHUR M.	J	09C	\$ 50,169.00	\$ 7,163.64	01/06/13	\$ -	\$ 57,332.64	\$ 3,541.78	\$ 114.12	\$ -	\$ 323.26	\$ 35.16	\$ 1,109.58	\$ 63.96	\$ 5,187.86	\$ 62,520.50
54300	40118	ENGINEER III (ELECTRICAL)	CRUZ, EDWARD A.K.	L	09B	\$ 64,563.00	\$ -	01/06/13	\$ -	\$ 64,563.00	\$ 4,483.14	\$ 114.12	\$ -	\$ 252.04	\$ 35.16	\$ -	\$ -	\$ 4,884.46	\$ 69,447.46
54300	40141	ENGINEERING TECH II	MUNA, TIMOTHY C.S.	H	09C	\$ 38,604.00	\$ 222.72	01/06/13	\$ -	\$ 38,826.72	\$ 2,412.61	\$ 114.12	\$ -	\$ 143.33	\$ 35.16	\$ -	\$ -	\$ 2,705.22	\$ 41,531.94
54300	40139	ENGINEER I	MATA, ARIEL D.	J	08D	\$ 48,692.00	\$ 6,007.50	01/06/13	\$ -	\$ 54,699.50	\$ 3,303.88	\$ 114.12	\$ -	\$ 290.79	\$ 35.16	\$ -	\$ -	\$ 3,743.95	\$ 58,443.45
54400	40034	ENGINEERING TECHNICIAN II	DELGADO, JOHN F.	H	14B	\$ 46,633.00	\$ 538.08	01/06/13	\$ -	\$ 47,171.08	\$ 3,454.01	\$ -	\$ -	\$ -	\$ 35.16	\$ -	\$ -	\$ 3,489.17	\$ 50,660.25
54400	40028	ENGINEER SUPERVISOR	AGUON, JOSITA B.	M	10B	\$ 76,585.00	\$ -	01/06/13	\$ -	\$ 76,585.00	\$ 5,317.98	\$ 114.12	\$ -	\$ 281.19	\$ 35.16	\$ -	\$ -	\$ 5,748.45	\$ 82,333.45
54400	40124	ENGINEER III(ELECTRICAL)	DUCUSIN, VICTOR D.	L	11A	\$ 69,222.00	\$ 3,993.60	01/06/13	\$ -	\$ 73,215.60	\$ 6,168.60	\$ -	\$ -	\$ 345.51	\$ 35.16	\$ -	\$ -	\$ 6,549.27	\$ 79,764.87
54400	40103	ENGINEER III (ELECTRICAL)	SOLIVA, JERRY C.	L	10D	\$ 68,536.00	\$ 1,977.00	01/06/13	\$ -	\$ 70,513.00	\$ 4,759.02	\$ 114.12	\$ -	\$ 321.06	\$ 35.16	\$ -	\$ -	\$ 5,229.36	\$ 75,742.36
54400	40074	ENGINEERING TECHNICIAN II	RDIALUL, ALBERT L.	H	10D	\$ 40,580.00	\$ 2,107.08	01/06/13	\$ -	\$ 42,687.08	\$ 2,864.81	\$ -	\$ -	\$ 196.89	\$ 35.16	\$ -	\$ -	\$ 3,096.86	\$ 45,783.94
54400	40123	ENGINEER III(ELECTRICAL)	CANLAS, ARIEL M.	L	10D	\$ 68,536.00	\$ 3,558.60	01/06/13	\$ -	\$ 72,094.60	\$ 4,838.34	\$ 114.12	\$ -	\$ 326.80	\$ 35.16	\$ -	\$ -	\$ 5,314.42	\$ 77,409.02
54400	40050	CUSTOMER SERVICE REP	CAMACHO, JOSEPHINE D.	G	15D	\$ 43,430.00	\$ 1,669.08	01/06/13	\$ -	\$ 45,099.08	\$ 2,869.86	\$ 114.12	\$ -	\$ 191.31	\$ 35.16	\$ 554.04	\$ 52.14	\$ 3,816.63	\$ 48,915.71
54400	40041	ENGINEERING TECHNICIAN II	PANGELINAN, ROBERT S.	H	10D	\$ 40,580.00	\$ 936.48	01/06/13	\$ -	\$ 41,516.48	\$ 3,199.42	\$ -	\$ -	\$ 182.47	\$ 35.16	\$ 554.04	\$ 52.14	\$ 4,023.23	\$ 45,539.71
54400	40138	ENGINEER II (ELECTRICAL)	PEREZ, BARTHOLOMEW S.	K	12C	\$ 64,459.00	\$ 5,306.40	01/06/13	\$ -	\$ 69,765.40	\$ 4,328.80	\$ 114.12	\$ -	\$ 332.73	\$ 35.16	\$ 1,503.90	\$ 86.40	\$ 6,401.11	\$ 76,166.51
54400	40134	ENGINEERING TECHNICIAN II	CRUZ, JUSTIN S.	H	10C	\$ 40,164.00	\$ 926.88	01/06/13	\$ -	\$ 41,090.88	\$ 2,788.98	\$ 114.12	\$ -	\$ 187.04	\$ 35.16	\$ 872.34	\$ 51.54	\$ 4,049.18	\$ 45,140.06
54400	40145	ENGINEER II (ELECTRICAL)	DUENAS, JOHN A.	K	09B	\$ 56,638.00	\$ 2,940.84	01/06/13	\$ -	\$ 59,578.84	\$ 3,998.43	\$ 114.12	\$ -	\$ 276.38	\$ 35.16	\$ -	\$ -	\$ 4,424.09	\$ 64,002.93
54500	40114	ENGINEER SUPERVISOR (CIVIL)	TALADOC, PERRY B.	M	12A	\$ 82,118.00	\$ -	01/06/13	\$ -	\$ 82,118.00	\$ 5,424.84	\$ -	\$ -	\$ 304.99	\$ 35.16	\$ -	\$ -	\$ 5,764.99	\$ 87,882.99
54500	40126	ENGINEER III(ELECTRICAL)	BAUTISTA, STEVEN C.	L	11C	\$ 70,616.00	\$ 3,636.78	01/06/13	\$ -	\$ 74,252.78	\$ 4,928.33	\$ 114.12	\$ -	\$ 340.07	\$ 35.16	\$ -	\$ -	\$ 5,417.68	\$ 79,670.46
54500	40131	ENGINEER III	MINAS, MANUEL M.	L	09B	\$ 64,563.00	\$ 3,608.64	01/06/13	\$ -	\$ 68,171.64	\$ 4,468.62	\$ 114.12	\$ -	\$ 309.76	\$ 35.16	\$ -	\$ -	\$ 4,927.66	\$ 73,099.30
54600	40046	RIGHT OF WAY SUPVR	GUMATAOTAO, ANTONIO S	L	10B	\$ 67,184.00	\$ -	01/06/13	\$ -	\$ 67,184.00	\$ 4,395.06	\$ 114.12	\$ -	\$ 247.09	\$ 35.16	\$ -	\$ -	\$ 4,791.43	\$ 71,975.43
54600	40127	LAND AGENT III	PALOMO, ANTONIO R.	H	12D	\$ 43,929.00	\$ 1,929.60	01/06/13	\$ -	\$ 45,858.60	\$ 2,951.48	\$ -	\$ -	\$ 204.02	\$ 35.16	\$ 554.04	\$ 52.14	\$ 3,796.84	\$ 49,655.44
54900	57027	MAINTENANCE PLANNER	PISARO, ALAN C.	K	10C	\$ 59,508.00	\$ -	01/06/13	\$ -	\$ 59,508.00	\$ 3,932.88	\$ 114.12	\$ -	\$ 221.11	\$ 35.16	\$ 554.04	\$ 52.14	\$ 4,909.45	\$ 64,417.45
54900	52028	MAINTENANCE PLANNER	PEREZ, JOSEPH R.	K	09B	\$ 56,638.00	\$ -	01/06/13	\$ -	\$ 56,638.00	\$ 3,778.32	\$ -	\$ -	\$ 212.42	\$ 35.16	\$ -	\$ -	\$ 4,025.90	\$ 60,663.90
54900	50001	MANAGER OF GENERATION	MANAGA, SALVADOR E.A.	P	06B	\$ 96,761.00	\$ -	01/06/13	\$ -	\$ 96,761.00	\$ 6,830.96	\$ -	\$ -	\$ 383.14	\$ 35.16	\$ -	\$ -	\$ 7,249.26	\$ 104,010.26
54900	50022	SPECIAL PROJECTS ENGR	ESTIRA, HONORIO O. JR.	M	11A	\$ 78,915.00	\$ -	01/06/13	\$ -	\$ 78,915.00	\$ 5,264.52	\$ -	\$ -	\$ 295.97	\$ 35.16	\$ -	\$ -	\$ 5,595.65	\$ 84,510.65
54900	50013	ASST MGR OF GENERATION	MANIBUSAN, JOSEPH H.	O	06A	\$ 84,032.00	\$ -	01/06/13	\$ -	\$ 84,032.00	\$ 5,835.06	\$ 114.12	\$ -	\$ 328.05	\$ 35.16	\$ -	\$ -	\$ 6,312.39	\$ 90,344.39
54900	50010	ELCT PWR LAB CHIEF	AMPARO, FREDDIE A.	L	11C	\$ 70,616.00	\$ -	01/06/13	\$ -	\$ 70,616.00	\$ 4,759.02	\$ 114.12	\$ -	\$ 267.55	\$ 35.16	\$ -	\$ -	\$ 5,175.85	\$ 75,791.85
54900	54012	MAINTENANCE PLANNER	MESA, KENNETH J.	K	09B	\$ 56,638.00	\$ -	01/06/13	\$ -	\$ 56,638.00	\$ 3,778.32	\$ 114.12	\$ -	\$ 212.42	\$ 35.16	\$ 554.04	\$ 52.14	\$ 4,746.20	\$ 61,384.20
54900	50015	ENGINEER III	EVANGELISTA, OSCAR R.	L	10C	\$ 67,849.00	\$ -	01/06/13	\$ -	\$ 67,849.00	\$ 4,711.38	\$ 114.12	\$ -	\$ 264.87	\$ 35.16	\$ 1,503.90	\$ 86.40	\$ 6,715.83	\$ 74,564.83
54900	50030	SPECIAL PROJECTS ENGR	KIM, JU HYEONG	M	07B	\$ 67,974.00	\$ -	01/06/13	\$ -	\$ 67,974.00	\$ 4,708.35	\$ 114.12	\$ -	\$ 271.86	\$ 35.16	\$ -	\$ -	\$ 5,129.49	\$ 73,103.49
55000	52065	Plant Operator III	REYES, JOHN V.	I	11D	\$ 48,131.00	\$ 7,670.88	01/06/13	\$ -	\$ 55,801.88	\$ 3,440.56	\$ 114.12	\$ -	\$ 336.98	\$ 35.16	\$ -	\$ -	\$ 3,926.82	\$ 59,728.70
55000	51106	PLANT WATER TECHNICIAN II	FABILA, ALFREDO M.	H	10B	\$ 39,769.00	\$ 1,005.60	01/06/13	\$ -	\$ 40,774.60	\$ -	\$ -	\$ 805.43	\$ 188.37	\$ 35.16	\$ -	\$ -	\$ 1,028.96	\$ 41,803.56
55000	51070	PLANT MAINT SUPERVISOR	SANTOS, DAVID Q.	K	11D	\$ 62,545.00	\$ 2,478.15	01/06/13	\$ -	\$ 65,023.15	\$ 4,332.47	\$ -	\$ -	\$ -	\$ 35.16	\$ 554.04	\$ 52.14	\$ 4,973.81	\$ 69,996.96
55000	51052	PLANT SHIFT SUPERVISOR	GUERRERO, JOHN J.	L	10C	\$ 67,849.00	\$ 9,213.06	01/06/13	\$ -	\$ 77,062.06	\$ 4,879.35	\$ -	\$ -	\$ -	\$ 35.16	\$ -	\$ -	\$ 4,914.51	\$ 81,976.57
55000	51055	PLANT SHIFT SUPERVISOR	CAMACHO, VINCENT I.C.	L	10C	\$ 67,849.00	\$ 5,101.56	01/06/13	\$ -	\$ 72,950.56	\$ 6,664.96	\$ -	\$ -	\$ -	\$ 35.16	\$ -	\$ -	\$ 6,700.12	\$ 79,650.68
55000	51035	PLANT INSTR TECH LDR	USI, ROBERTO S.	J	12B	\$ 55,972.00	\$ 2,172.24	01/06/13	\$ -	\$ 58,144.24	\$ 4,406.53	\$ -	\$ -	\$ 242.34	\$ 35.16	\$ -	\$ -	\$ 4,684.03	\$ 62,828.27
55000	51061	PLT ELECT/INSTR MAINT SUPVR	FEJERANG, RAYMOND U.	K	12C	\$ 64,459.00	\$ 2,023.56	01/06/13	\$ -	\$ 66,482.56	\$ 4,535.97	\$ -	\$ -	\$ 270.32	\$ 35.16	\$ 1,109.58			

55000	51008	CONTROL OPERATOR	CEPEDA, KENNETH J.	K	09B	\$ 56,638.00	\$ 2,916.60	01/06/13	\$ -	\$ 59,554.60	\$ 5,100.33	\$ -	\$ -	\$ 288.15	\$ 35.16	\$ -	\$ -	\$ 5,423.64	\$ 64,978.24
55000	55023	CONTROL OPERATOR	RAGUINDIN, RONALD G.	K	11A	\$ 60,715.00	\$ 6,311.25	01/06/13	\$ -	\$ 67,026.25	\$ 4,186.36	\$ -	\$ -	\$ 357.19	\$ 35.16	\$ -	\$ -	\$ 4,578.71	\$ 71,604.96
55000	51066	PLANT MAINT MECHANIC LEADER	MARTINEZ, MAX J.	J	09C	\$ 50,169.00	\$ 2,062.26	01/06/13	\$ -	\$ 52,231.26	\$ 3,472.39	\$ -	\$ -	\$ 231.15	\$ 35.16	\$ -	\$ -	\$ 3,738.70	\$ 55,969.96
55000	51027	PLANT ELECTRICIAN II	VILLARTA, ALEXANDER A.	I	12B	\$ 49,108.00	\$ 566.64	01/06/13	\$ -	\$ 49,674.64	\$ 3,398.95	\$ -	\$ -	\$ 198.88	\$ 35.16	\$ -	\$ -	\$ 3,632.99	\$ 53,307.63
55000	51012	CONTROL OPERATOR	QUINTANILLA, FRANKIE R.	K	11B	\$ 61,318.00	\$ 686.64	01/06/13	\$ -	\$ 62,004.64	\$ 4,570.79	\$ -	\$ -	\$ 302.29	\$ 35.16	\$ 554.04	\$ 52.14	\$ 5,514.42	\$ 67,519.06
55000	51017	CONTROL OPERATOR	JIMENEZ, RICHARD C.	K	10A	\$ 58,344.00	\$ 3,185.91	01/06/13	\$ -	\$ 61,529.91	\$ 4,063.98	\$ -	\$ -	\$ 289.96	\$ 35.16	\$ -	\$ -	\$ 4,389.10	\$ 65,919.01
55000	51119	PLANT ELECTRICIAN II	LOPEZ, NESTOR A.	I	10D	\$ 46,259.00	\$ 1,442.48	01/06/13	\$ -	\$ 47,701.48	\$ 3,086.52	\$ 114.12	\$ -	\$ 190.78	\$ 35.16	\$ 554.04	\$ -	\$ 3,980.62	\$ 51,682.10
55000	51014	CONTROL OPERATOR	CARPELA, ANACLETO D.	K	07D	\$ 53,352.00	\$ -	01/06/13	\$ -	\$ 53,352.00	\$ -	\$ -	\$ -	\$ -	\$ -	\$ -	\$ -	\$ -	\$ 53,352.00
55000	51068	PLANT MAINT MECHANIC I	AFAISEN, CARL C.	G	16A	\$ 43,867.00	\$ 2,493.22	01/06/13	\$ -	\$ 46,360.22	\$ 3,025.24	\$ 114.12	\$ -	\$ 226.99	\$ 35.16	\$ 1,503.90	\$ 86.40	\$ 4,991.81	\$ 51,352.03
55000	51067	PLANT MAINT MECHANIC LEADER	BENAVENTE, JOSEPH C.	J	09A	\$ 49,192.00	\$ 2,783.67	01/06/13	\$ -	\$ 51,975.67	\$ 3,462.63	\$ 114.12	\$ -	\$ 242.04	\$ 35.16	\$ -	\$ -	\$ 3,853.95	\$ 55,829.62
55000	51040	PLANT OPERATOR III	QUINATA, FRANKLIN S. JR.	I	12A	\$ 48,609.00	\$ 1,291.14	01/06/13	\$ -	\$ 49,900.14	\$ 3,474.74	\$ 114.12	\$ -	\$ 234.63	\$ 35.16	\$ -	\$ -	\$ 3,858.65	\$ 53,758.79
55000	51064	PLANT MAINT MECHANIC II	CRUZ, FRANCIS W.	I	10A	\$ 44,886.00	\$ 1,908.57	01/06/13	\$ -	\$ 46,794.57	\$ 3,111.77	\$ 114.12	\$ -	\$ 208.68	\$ 35.16	\$ 1,503.90	\$ 86.40	\$ 5,060.03	\$ 51,854.60
55000	51011	CONTROL OPERATOR	BOADA JR., DOMINADOR C.	K	10D	\$ 60,112.00	\$ 2,915.85	01/06/13	\$ -	\$ 63,027.85	\$ 4,010.88	\$ 114.12	\$ -	\$ 275.18	\$ 35.16	\$ -	\$ -	\$ 4,435.34	\$ 67,463.19
55000	55038	PLANT OPERATOR III	CONCEPCION, TIMOTHY V.M.	I	11C	\$ 47,652.00	\$ -	01/06/13	\$ -	\$ 47,652.00	\$ 2,862.10	\$ -	\$ -	\$ 167.40	\$ 35.16	\$ -	\$ -	\$ 3,064.66	\$ 50,716.66
55000	51019	CONTROL OPERATOR	LARA, RANDOLPH-RAY G.	K	11B	\$ 61,318.00	\$ 8,143.58	01/06/13	\$ -	\$ 69,461.58	\$ 4,379.13	\$ -	\$ -	\$ 406.26	\$ 35.16	\$ 1,503.90	\$ 86.40	\$ 6,410.85	\$ 75,872.43
55000	52068	PLANT OPERATOR III	LEON GUERRERO, ROBERT G.R.	I	12B	\$ 49,108.00	\$ 1,905.96	01/06/13	\$ -	\$ 51,013.96	\$ 3,386.38	\$ -	\$ -	\$ 224.62	\$ 35.16	\$ -	\$ -	\$ 3,646.16	\$ 54,660.12
55000	55012	PLANT OPERATOR III	DUSABAN, MAMERTO C.	I	12B	\$ 49,108.00	\$ 2,518.59	01/06/13	\$ -	\$ 51,626.59	\$ 3,386.40	\$ 114.12	\$ -	\$ 247.94	\$ 35.16	\$ -	\$ -	\$ 3,783.62	\$ 55,410.21
55000	55022	PLANT OPERATOR III	DUMLAO, JOHN U.	I	11D	\$ 48,131.00	\$ 2,964.72	01/06/13	\$ -	\$ 51,095.72	\$ 3,443.74	\$ 114.12	\$ -	\$ 250.49	\$ 35.16	\$ 554.04	\$ 52.14	\$ 4,449.69	\$ 55,545.41
55000	51100	PLANT OPERATOR III	MESIAS, JOEL A.	I	12B	\$ 49,108.00	\$ 2,543.01	01/06/13	\$ -	\$ 51,651.01	\$ 3,513.58	\$ 114.12	\$ -	\$ 265.36	\$ 35.16	\$ -	\$ -	\$ 3,928.22	\$ 55,579.23
55000	55004	PLANT SHIFT SUPERVISOR	ABUAN, BARTOLOME E.	L	07D	\$ 60,819.00	\$ -	01/06/13	\$ -	\$ 60,819.00	\$ 3,944.56	\$ 114.12	\$ -	\$ 235.38	\$ 35.16	\$ -	\$ -	\$ 4,329.22	\$ 65,148.22
55000	51018	CONTROL OPERATOR	ACOSTA, MIGUEL R.	K	09C	\$ 57,200.00	\$ 6,684.69	01/06/13	\$ -	\$ 63,884.69	\$ 4,092.57	\$ 114.12	\$ -	\$ 347.36	\$ 35.16	\$ -	\$ -	\$ 4,589.21	\$ 68,473.90
55000	51117	PLANT OPERATOR III	PAULINO, LEO JOHN	I	11B	\$ 47,195.00	\$ 928.86	01/06/13	\$ -	\$ 48,123.86	\$ 3,376.74	\$ 114.12	\$ -	\$ 233.80	\$ 35.16	\$ -	\$ -	\$ 3,759.82	\$ 51,883.68
55000	51126	PLANT ELECTRICIAN II	MARTIN, FERNANDO B.	I	10C	\$ 45,801.00	\$ 1,285.59	01/06/13	\$ -	\$ 47,086.59	\$ 3,223.03	\$ 114.12	\$ -	\$ 201.10	\$ 35.16	\$ -	\$ -	\$ 3,573.41	\$ 50,660.00
55000	51033	PLANT INSTR TECH II	VALENCIA, LORENZO H. JR.	I	13A	\$ 50,585.00	\$ 1,402.20	01/06/13	\$ -	\$ 51,987.20	\$ 3,375.36	\$ 114.12	\$ -	\$ 213.76	\$ 35.16	\$ -	\$ -	\$ 3,738.40	\$ 55,725.60
55000	51104	PLANT WATER TECH II	ESTAMPADOR, JOSE C.	H	10B	\$ 39,769.00	\$ 1,874.76	01/06/13	\$ -	\$ 41,643.76	\$ 2,842.90	\$ 114.12	\$ -	\$ 196.03	\$ 35.16	\$ 554.04	\$ -	\$ 3,742.25	\$ 45,386.01
55000	51122	PLANT INSTR TECH II	SANTOS, FRANK E.	I	10D	\$ 46,259.00	\$ 1,701.36	01/06/13	\$ -	\$ 47,960.36	\$ 3,228.47	\$ 114.12	\$ -	\$ 210.48	\$ 35.16	\$ 1,109.58	\$ 63.96	\$ 4,761.77	\$ 52,722.13
55000	51048	PLANT OPERATOR III	SERINEO, JOE P.	I	11B	\$ 47,195.00	\$ 2,812.20	01/06/13	\$ -	\$ 50,007.20	\$ 3,253.58	\$ 114.12	\$ -	\$ 253.95	\$ 35.16	\$ 554.04	\$ -	\$ 4,210.85	\$ 54,218.05
55000	51130	CONTROL OPERATOR	SANTOS, STEVE J. JR.	K	06C	\$ 50,752.00	\$ 2,211.69	01/06/13	\$ -	\$ 52,963.69	\$ 3,396.44	\$ 114.12	\$ -	\$ 252.96	\$ 35.16	\$ 872.34	\$ 51.54	\$ 4,722.56	\$ 57,686.25
55000	51065	PLANT MAINT MECHANIC II	LIMFUECO, MARCELO D.G.	I	09C	\$ 44,012.00	\$ 2,073.68	01/06/13	\$ -	\$ 46,085.68	\$ 2,985.22	\$ 114.12	\$ -	\$ 205.83	\$ 35.16	\$ -	\$ -	\$ 3,340.33	\$ 49,426.01
55000	51109	PLANT MAINT WELDER III	LIBRIA, CANDIDO M.	I	09C	\$ 44,012.00	\$ 1,934.28	01/06/13	\$ -	\$ 45,946.28	\$ 3,048.72	\$ 114.12	\$ -	\$ 205.12	\$ 35.16	\$ -	\$ -	\$ 3,403.12	\$ 49,349.40
55000	51123	PLANT INSTR TECH II	CASTRO, ZACHARY F.	I	09D	\$ 44,449.00	\$ 2,896.14	01/06/13	\$ -	\$ 47,345.14	\$ 3,065.54	\$ 114.12	\$ -	\$ 224.41	\$ 35.16	\$ 554.04	\$ 52.14	\$ 4,045.41	\$ 51,390.55
55000	51125	PLANT INSTR TECH II	DAMIAN, ANDREW-JAY T.	I	09C	\$ 44,012.00	\$ 2,561.58	01/06/13	\$ -	\$ 46,573.58	\$ 3,034.16	\$ 114.12	\$ -	\$ 248.74	\$ 35.16	\$ -	\$ -	\$ 3,432.18	\$ 50,005.76
55000	51118	PLANT OPERATOR III	SANTOS, RUDY M. JR.	I	11A	\$ 46,716.00	\$ 5,688.27	01/06/13	\$ -	\$ 52,404.27	\$ 3,097.11	\$ 114.12	\$ -	\$ 266.87	\$ 35.16	\$ -	\$ -	\$ 3,513.26	\$ 55,917.53
55000	51113	PLANT WATER TECH II	DE RAMOS, FRANCISCO L.	H	10A	\$ 39,374.00	\$ 2,663.22	01/06/13	\$ -	\$ 42,037.22	\$ 2,817.29	\$ 114.12	\$ -	\$ 214.85	\$ 35.16	\$ 554.04	\$ 52.14	\$ 3,787.60	\$ 45,824.82
55000	51090	PLANT WATER TECH II	DE GUZMAN, DICK N.	H	10A	\$ 39,374.00	\$ 1,527.96	01/06/13	\$ -	\$ 40,901.96	\$ 2,714.80	\$ 114.12	\$ -	\$ 189.04	\$ 35.16	\$ 554.04	\$ 52.14	\$ 3,659.30	\$ 44,561.26
55000	51115	PLANT MAINT MECHANIC II	AGTAY, GREGORIO E.	I	08C	\$ 42,286.00	\$ 1,292.33	01/06/13	\$ -	\$ 43,578.33	\$ 2,926.81	\$ 114.12	\$ -	\$ 187.91	\$ 35.16	\$ 1,503.90	\$ 86.40	\$ 4,854.30	\$ 48,432.63
55000	51128	PLANT ELECTRICIAN I	TOVES, DANIEL J.	G	06D	\$ 30,347.00	\$ 955.20	01/06/13	\$ -	\$ 31,302.20	\$ 2,102.09	\$ 114.12	\$ -	\$ 134.45	\$ 35.16	\$ 1,109.58	\$ 63.96	\$ 3,559.36	\$ 34,861.56
55300	52038	PLANT OPERATOR III	CESA, ANTONIO D.	I	12C	\$ 49,587.00	\$ 286.08	01/06/13	\$ -	\$ 49,873.08	\$ 3,544.58	\$ 114.12	\$ -	\$ 212.82	\$ 35.16	\$ -	\$ -	\$ 3,906.68	\$ 53,779.76
55300	56003	PLANT MAINT SUPERVISOR	WOLFORD, CHARLES S.T.	K	12B	\$ 63,814.00	\$ -	01/06/13	\$ -	\$ 63,814.00	\$ 4,416.72	\$ 114.12	\$ -	\$ 247.03	\$ 35.16	\$ -	\$ -	\$ 4,813.03	\$ 68,627.03
55300	52014	PLANT SHIFT SUPERVISOR	ALCANTARA, GERARD B.	L	09D	\$ 65,852.00	\$ 368.76	01/06/13	\$ -	\$ 66,220.76	\$ 4,711.69	\$ 114.12	\$ -	\$ 284.38	\$ 35.16	\$ -	\$ -	\$ 5,145.35	\$ 71,366.11
55300	52055	PLANT MAINT MECHANIC II	DAMIAN, VICTOR S.	I	09C	\$ 44,012.00	\$ -	01/06/13	\$ -	\$ 44,012.00	\$ 3,048.72	\$ 114.12	\$ -	\$ 170.74	\$ 35.16	\$ 554.04	\$ 52.14	\$ 3,974.92	\$ 47,986.92
55300	52041	PLANT OPERATOR III	MESIAS, FREDDIE A.	I	11D	\$ 48,131.00	\$ 987.21	01/06/13	\$ -	\$ 49,118.21	\$ 3,443.74	\$ 114.12	\$ -	\$ 238.57	\$ 35.16	\$ 1,503.90	\$ 86.40	\$ 5,421.89	\$ 54,540.10
55300	52022	PLANT INSTR TECH II	PANGELINAN, DAVID G.	I	12C	\$ 49,587.00	\$ -	01/06/13	\$ -	\$ 49,587.00	\$ 3,432.08	\$ 114.12	\$ -	\$ 191.96	\$ 35.16	\$ 1,109.58	\$ -	\$ 4,882.90	\$ 54,469.90
55300	52042	PLANT WATER TECH II	VIGILANTE, ROY F.	H	11B	\$ 41,392.00	\$ -	01/06/13	\$ -	\$ 41,392.00	\$ 2,779.65	\$ 114.12	\$ -	\$ 155.91	\$ 35.16	\$ 1,503.90	\$ 86.40	\$ 4,675.14	\$ 46,067.14
55300	52006	PLANT MAINT MECHANIC II	AQUINO, JOSEPH Q.	I	11B	\$ 47,195.00	\$ -	01/06/13	\$ -	\$ 47,195.00	\$ 3,266.45	\$ 114.12	\$ -	\$ 182.69	\$ 35.16	\$ -	\$ -	\$ 3,598.42	\$ 50,793.42
55300	52061	STOREKEEPER II	ASTORGA, JOHN P.	I	6	\$ 34,444.00	\$ -	03/30/13	\$ -	\$ 34,444.00	\$ 2,303.70	\$ -	\$ -	\$ 129.51	\$ 35.16	\$ -	\$ -	\$ 2,468.37	\$ 36,912.37
55300	52045	PLANT SHIFT SUPERVISOR	RIOS, KENNETH J.B.	L	09D	\$ 65,852.00	\$ 1,519.68	01/06/13	\$ -	\$ 67,371.68	\$ 5,106.19	\$ -	\$ -	\$ -	\$ 35.16	\$ -	\$ -	\$ 5,141.35	\$ 72,513.03
55300	52048	TOOL MECHANIC	DEJESUS, JOHNNY J.	E	16A	\$ 33,758.00	\$ -	01/06/13	\$ -	\$ 33,758.00	\$ -	\$ -	\$ -	\$ -	\$ -	\$ -	\$ -	\$ -	\$ 33,758.00
55300	52013	CONTROL OPERATOR	GUERRERO, GABRIEL L.	K	10D	\$ 60,112.00	\$ -	01/06/13	\$ -	\$ 60,112.00	\$ 4,296.91	\$ -	\$ -	\$ -	\$ 35.16	\$ 554.04	\$ 52.14	\$ 4,938.25	\$ 65,050.25
55300	52024	PLANT INSTR TECH LDR	SABLAN, JOHN G.	J	10D	\$ 52,728.00	\$ -	01/06/13	\$ -	\$ 52,728.00	\$ 3,651.71	\$ -	\$ -	\$ -	\$ 35.16	\$ 1,503.90	\$ 86.40	\$ 5,277.17	\$ 58,005.17
55300	52046	PLANT SHIFT SUPERVISOR	SANTOS, STEVE J.	L	10A	\$ 66,518.00	\$ -	01/06/13	\$ -	\$ 66,518.00	\$ 4,827.27	\$ -	\$ -	\$ -	\$ 35.16	\$ 872.34	\$ 51.54	\$ 5,786.31	\$ 72,304.31
55300	52043	PLANT SHIFT SUPERVISOR	MILANO, NOEL G.	L	10A	\$ 66,518.00	\$ 1,176.75	01/06/13	\$ -	\$ 67,694.75	\$ 4,680.87	\$ -	\$ -	\$ 290.82	\$ 35.16	\$ -	\$ -	\$ 5,006.85	\$ 72,701.60
55300	52010	CONTROL OPERATOR	DAMIAN, JESUS A.	K	10B	\$ 58,926.00	\$ 339.96	01/06/13	\$ -	\$ 59,265.96	\$ 4,144.07	\$ -	\$ -	\$ 250.64	\$ 35.16	\$ 1,503.90	\$ 86.40	\$ 6,020.17	\$ 65,286.13
55300	52015	MAINTENANCE PLANNER	PAULINO, JOSEPH S.N.	K	08C	\$ 54,974.00	\$ -	01/06/13	\$ -	\$ 54,974.00	\$ 3,817.32	\$ -	\$ -	\$ 214.61	\$ 35.16	\$ -	\$ -	\$ 4,067.09	\$ 59,041.09
55300	52063	PLANT ELECTRICIAN I	CRISOSTOMO, JERROLD C.	G	09C	\$ 33,862.00	\$ -	01/06/13	\$ -	\$ 33,862.00	\$ 2,345.59	\$ -	\$ -	\$ 131.08	\$ 35.16	\$ -	\$ -	\$ 2,511.83	\$ 36,373.83
55300	52034	PLANT OPERATOR III	CASTRO, ANTHONY Q.	I	12B	\$ 49,108.00	\$ 283.32	01/06/13	\$ -	\$ 49,391.32	\$ 3,510.42	\$ 114.12	\$ -	\$ 214.27	\$ 35.16	\$ 554.04	\$ 52.14	\$ 4,480.15	\$ 53,871.47
55300	52051	PLT ELECT/INSTR MAINT SUPVR	CRUZ, ENRIQUE S.A.	K	11D	\$ 62,545.00	\$ -	01/06/13											

55300	52089	CONTROL OPERATOR	ATALIG, RYAN S.	K	06D	\$ 51,272.00	\$ -	01/06/13	\$ -	\$ 51,272.00	\$ 3,478.65	\$ 114.12	\$ -	\$ 219.43	\$ 35.16	\$ -	\$ -	\$ 3,847.36	\$ 55,119.36
55300	52023	PLANT INSTR TECH II	CENZON, JOSEPH P.B.	I	10A	\$ 44,886.00	\$ -	01/06/13	\$ -	\$ 44,886.00	\$ 3,109.27	\$ 114.12	\$ -	\$ 174.13	\$ 35.16	\$ -	\$ -	\$ 3,432.68	\$ 48,318.68
55300	52076	PLANT OPERATOR III	MESA, JAY CURTIS N.	I	11B	\$ 47,195.00	\$ -	01/06/13	\$ -	\$ 47,195.00	\$ 3,253.58	\$ 114.12	\$ -	\$ 193.83	\$ 35.16	\$ -	\$ -	\$ 3,596.69	\$ 50,791.69
55300	52080	PLANT OPERATOR III	TAMONDONG, JIM RABARA	I	09C	\$ 44,012.00	\$ 253.92	01/06/13	\$ -	\$ 44,265.92	\$ 3,099.67	\$ 114.12	\$ -	\$ 191.48	\$ 35.16	\$ -	\$ -	\$ 3,440.43	\$ 47,706.35
55300	52074	PLANT OPERATOR III	SNELL, MICHAEL L. II	I	11C	\$ 47,652.00	\$ 792.72	01/06/13	\$ -	\$ 48,444.72	\$ 3,450.62	\$ 114.12	\$ -	\$ 218.42	\$ 35.16	\$ -	\$ -	\$ 3,818.32	\$ 52,263.04
55300	52077	PLANT INSTR TECH II	HUIHUI, WILLIAM F.	I	10C	\$ 45,801.00	\$ -	01/06/13	\$ -	\$ 45,801.00	\$ 3,170.02	\$ 114.12	\$ -	\$ 177.31	\$ 35.16	\$ -	\$ -	\$ 3,496.61	\$ 49,297.61
55300	52083	PLANT OPERATOR III	MUNOZ, PAUL J.	I	11B	\$ 47,195.00	\$ 528.48	01/06/13	\$ -	\$ 47,723.48	\$ 3,376.74	\$ 114.12	\$ -	\$ 220.13	\$ 35.16	\$ 1,109.58	\$ 63.96	\$ 4,919.69	\$ 52,643.17
55300	52073	PLANT WATER TECH I	ARCE, BONIFACIO M.	G	08B	\$ 32,219.00	\$ -	01/06/13	\$ -	\$ 32,219.00	\$ 1,709.81	\$ 114.12	\$ -	\$ 108.67	\$ 35.16	\$ 872.34	\$ 51.54	\$ 2,891.64	\$ 35,110.64
55300	52082	PLANT ELECTRICIAN I	ALVAREZ JR., MICHAEL J.	G	07C	\$ 31,283.00	\$ -	01/06/13	\$ -	\$ 31,283.00	\$ 2,166.84	\$ 114.12	\$ -	\$ 121.34	\$ 35.16	\$ -	\$ -	\$ 2,437.46	\$ 33,720.46
55300	52081	PLANT INSTR TECH II	CRUZ, TOMMY JAY N.	I	09C	\$ 44,012.00	\$ 63.48	01/06/13	\$ -	\$ 44,075.48	\$ 3,046.17	\$ 114.12	\$ -	\$ 171.36	\$ 35.16	\$ 1,503.90	\$ 86.40	\$ 4,957.11	\$ 49,032.59
55300	52085	PLANT OPERATOR III	SABLAN, ZACHARY P.	I	08D	\$ 42,723.00	\$ 930.41	01/06/13	\$ -	\$ 43,653.41	\$ 3,007.25	\$ 114.12	\$ -	\$ 215.88	\$ 35.16	\$ 554.04	\$ 52.14	\$ 3,978.59	\$ 47,632.00
55300	52078	PLANT OPERATOR III	TOPASNA, ANDY P.C.	I	10D	\$ 46,259.00	\$ 420.81	01/06/13	\$ -	\$ 46,679.81	\$ 3,309.69	\$ 114.12	\$ -	\$ 212.87	\$ 35.16	\$ 872.34	\$ 51.54	\$ 4,595.72	\$ 51,275.53
55300	56036	PLANT MAINT MECHANIC I	PANGELINAN, ROQUE K.C.	G	05D	\$ 29,161.00	\$ -	01/06/13	\$ -	\$ 29,161.00	\$ 1,725.15	\$ 114.12	\$ -	\$ 113.13	\$ 35.16	\$ 1,503.90	\$ 86.40	\$ 3,577.86	\$ 32,738.86
55300	52064	PLANT MAINT WELDER III	GUIEB, ARMAN F.	I	09C	\$ 44,012.00	\$ -	01/06/13	\$ -	\$ 44,012.00	\$ 2,936.28	\$ 114.12	\$ -	\$ 165.08	\$ 35.16	\$ -	\$ -	\$ 3,250.64	\$ 47,262.64
55300	52079	PLANT ELECTRICIAN I	AGUERO, JAY A.	G	07C	\$ 31,283.00	\$ -	01/06/13	\$ -	\$ 31,283.00	\$ 2,166.84	\$ 114.12	\$ -	\$ 121.41	\$ 35.16	\$ 554.04	\$ -	\$ 2,991.57	\$ 34,274.57
55300	52071	PLANT OPERATOR I	OGO, DOUGLAS D.	F	07A	\$ 26,894.00	\$ 320.16	01/06/13	\$ -	\$ 27,214.16	\$ 2,168.85	\$ 114.12	\$ -	\$ 133.98	\$ 35.16	\$ 554.04	\$ -	\$ 3,006.15	\$ 30,220.31
57700	54043	PLT ELECT/INSTR MAINT SUPVR	PAYNE, SEYMOUR H.	K	11D	\$ 62,545.00	\$ 1,264.17	01/06/13	\$ -	\$ 63,809.17	\$ 4,398.55	\$ 114.12	\$ -	\$ 277.30	\$ 35.16	\$ 461.70	\$ 43.45	\$ 5,330.28	\$ 69,139.45
57700	51047	PLANT ELECTRICIAN II	SANCHEZ, JOSE S.	I	12A	\$ 48,609.00	\$ 1,672.65	01/06/13	\$ -	\$ 50,281.65	\$ 3,418.50	\$ 114.12	\$ -	\$ 220.22	\$ 35.16	\$ 1,109.58	\$ 63.96	\$ 4,961.54	\$ 55,243.19
57700	52047	CONTROL OPERATOR	ANDERSON, TROY S.	K	09D	\$ 57,761.00	\$ 1,784.22	01/06/13	\$ -	\$ 59,545.22	\$ 4,067.97	\$ 114.12	\$ -	\$ 264.56	\$ 35.16	\$ -	\$ -	\$ 4,481.81	\$ 64,027.03
57700	54042	PLT OPTR/MAINT SUPVR	BLAS, JOSEPH C.	L	10B	\$ 67,184.00	\$ 752.40	01/06/13	\$ -	\$ 67,936.40	\$ 4,806.94	\$ 114.12	\$ -	\$ 290.69	\$ 35.16	\$ 554.04	\$ 52.14	\$ 5,853.09	\$ 73,789.49
57700	54045	PLT OPTR/MAINT SUPVR	BENNETT, WILLIAM P.	L	10D	\$ 68,536.00	\$ 4,986.45	01/06/13	\$ -	\$ 73,522.45	\$ 4,725.14	\$ 114.12	\$ -	\$ 376.12	\$ 35.16	\$ -	\$ -	\$ 5,250.54	\$ 78,772.99
57700	54038	PLT OPTR/MAINT LEADER	ORDONEZ, RODRIGO O.	J	09D	\$ 50,668.00	\$ 1,577.94	01/06/13	\$ -	\$ 52,245.94	\$ 3,625.37	\$ 114.12	\$ -	\$ 242.63	\$ 35.16	\$ 1,109.58	\$ -	\$ 5,126.86	\$ 57,372.80
57700	54070	PLT OPTR/MAINT WRK II	TRINIDAD, JOHNNY A.	I	10B	\$ 45,344.00	\$ -	01/06/13	\$ -	\$ 45,344.00	\$ 3,140.90	\$ 114.12	\$ -	\$ 175.90	\$ 35.16	\$ 1,503.90	\$ -	\$ 4,969.98	\$ 50,313.98
57700	54002	ADMINISTRATIVE ASSISTANT	LLAMAS, RAQUEL O.	J	5	\$ 36,067.00	\$ 773.58	01/06/13	\$ -	\$ 36,840.58	\$ 2,517.61	\$ -	\$ -	\$ 172.08	\$ 35.16	\$ -	\$ -	\$ 2,724.85	\$ 39,565.43
57700	54040	PLT OPTR/MAINT LEADER	BALAJADIA, CARLOS M.	J	09B	\$ 49,670.00	\$ 977.76	01/06/13	\$ -	\$ 50,647.76	\$ 3,553.90	\$ 114.12	\$ -	\$ 222.75	\$ 35.16	\$ -	\$ -	\$ 3,925.93	\$ 54,573.69
57700	54061	PLT OPTR/MAINT SUPERVISOR	MATEK, IVAN	L	10C	\$ 67,849.00	\$ 2,671.50	01/06/13	\$ -	\$ 70,520.50	\$ 4,774.62	\$ 114.12	\$ -	\$ 321.13	\$ 35.16	\$ 1,109.58	\$ 63.96	\$ 6,418.57	\$ 76,939.07
57700	54022	PLANT INSTR TECH LEADER	BANKS, KENNETH A.	J	11C	\$ 54,329.00	\$ 602.40	01/06/13	\$ -	\$ 54,931.40	\$ 3,760.30	\$ -	\$ -	\$ 220.75	\$ 35.16	\$ -	\$ -	\$ 4,016.21	\$ 58,947.61
57700	55049	PLT OPTR/MAINT SUPERVISOR	BLAS, PETER V.B.	L	09A	\$ 63,190.00	\$ 5,616.09	01/06/13	\$ -	\$ 69,534.09	\$ 4,495.05	\$ 114.12	\$ -	\$ 357.60	\$ 35.16	\$ -	\$ -	\$ 5,001.93	\$ 74,536.02
57700	55017	PLANT OPERATOR III	CRUZ, JESUS B.	I	11B	\$ 47,195.00	\$ 1,172.13	01/06/13	\$ -	\$ 48,367.13	\$ 3,376.74	\$ 114.12	\$ -	\$ 230.72	\$ 35.16	\$ 554.04	\$ 52.14	\$ 4,362.92	\$ 52,730.05
57700	55050	PLT MAINT MECH LDR	POSADAS, BENJAMIN P.	J	08C	\$ 48,214.00	\$ 1,481.28	01/06/13	\$ -	\$ 49,695.28	\$ 3,473.07	\$ 114.12	\$ -	\$ 239.91	\$ 35.16	\$ 872.34	\$ 51.54	\$ 4,786.14	\$ 54,481.42
57700	55020	PLANT OPERATOR II	DELFIN, JOSEPH R.	G	15A	\$ 42,161.00	\$ 705.72	01/06/13	\$ -	\$ 42,866.72	\$ 3,013.66	\$ 114.12	\$ -	\$ 190.91	\$ 35.16	\$ 1,503.90	\$ 86.40	\$ 4,944.15	\$ 47,810.87
57700	54049	PLT OPTR/MAINT SUPVR	MEDINA, JONATHAN E.	L	08D	\$ 63,294.00	\$ 4,035.12	01/06/13	\$ -	\$ 67,329.12	\$ 4,524.42	\$ 114.12	\$ -	\$ 329.27	\$ 35.16	\$ 554.04	\$ 52.14	\$ 5,609.15	\$ 72,938.27
57700	55047	PLT OPTR/MAINT WRK I	NAPUTI, VINCENT S.	G	07A	\$ 30,659.00	\$ 3,402.26	01/06/13	\$ -	\$ 34,061.26	\$ 2,158.19	\$ 114.12	\$ -	\$ 194.23	\$ 35.16	\$ 554.04	\$ 52.14	\$ 3,107.88	\$ 37,169.14
57700	54001	PLANT MAINT SUPERVISOR	CRUZ, ISAAC N.	K	12A	\$ 63,190.00	\$ -	01/06/13	\$ -	\$ 63,190.00	\$ 4,458.77	\$ -	\$ -	\$ 271.67	\$ 35.16	\$ -	\$ -	\$ 4,765.60	\$ 67,955.60
57700	54053	PLT OPTR/MAINT LDR	CANDASO, ARTHUR C.	J	09B	\$ 49,670.00	\$ -	01/06/13	\$ -	\$ 49,670.00	\$ 1,289.92	\$ -	\$ -	\$ 183.03	\$ 35.16	\$ 872.34	\$ 51.54	\$ 2,431.99	\$ 52,101.99
57700	54071	PLANT MAINTENANCE MECHANIC I	CRUZ, ROBERT B.	G	08A	\$ 31,907.00	\$ 510.33	01/06/13	\$ -	\$ 32,417.33	\$ 2,243.85	\$ 114.12	\$ -	\$ 152.90	\$ 35.16	\$ 1,503.90	\$ 86.40	\$ 4,136.33	\$ 36,553.66
57700	55048	PLT OPTR/MAINT WRK I	TAIMANGLO, JESSE Q.	G	06B	\$ 29,764.00	\$ 883.47	01/06/13	\$ -	\$ 30,647.47	\$ 2,129.50	\$ 114.12	\$ -	\$ 144.04	\$ 35.16	\$ 1,109.58	\$ 63.96	\$ 3,596.36	\$ 34,243.83
57700	54066	PLT OPTR/MAINT WRK I	DUENAS, BRIAN E.	G	08C	\$ 32,552.00	\$ 1,711.64	01/06/13	\$ -	\$ 34,263.64	\$ 2,329.05	\$ 114.12	\$ -	\$ 171.93	\$ 35.16	\$ 872.34	\$ 51.54	\$ 3,574.14	\$ 37,837.78
57700	54063	PLANT INSTRUMENT TECH II	GUMATAOTAO, AGUSTIN Q.	I	11A	\$ 46,716.00	\$ 1,355.55	01/06/13	\$ -	\$ 48,071.55	\$ 3,288.48	\$ 114.12	\$ -	\$ 223.83	\$ 35.16	\$ -	\$ -	\$ 3,661.59	\$ 51,733.14
57700	54073	PLANT INSTR TECH II	LAVA, WELMAN G.	I	10C	\$ 45,801.00	\$ 231.21	01/06/13	\$ -	\$ 46,032.21	\$ 3,220.96	\$ 114.12	\$ -	\$ 191.59	\$ 35.16	\$ -	\$ -	\$ 3,561.83	\$ 49,594.04
57700	55008	PLANT ELECTRICIAN II	ILOG, EDROLIN T.	I	12B	\$ 49,108.00	\$ 697.26	01/06/13	\$ -	\$ 49,805.26	\$ 3,398.95	\$ 114.12	\$ -	\$ 200.59	\$ 35.16	\$ 1,503.90	\$ -	\$ 5,252.72	\$ 55,057.98
57700	54024	PLANT MAINT MECHANIC II	FONTANILLA, GREGORIO L. JR.	I	09C	\$ 44,012.00	\$ 1,821.62	01/06/13	\$ -	\$ 45,833.62	\$ 3,046.17	\$ 114.12	\$ -	\$ 198.27	\$ 35.16	\$ 554.04	\$ 52.14	\$ 3,999.90	\$ 49,833.52
57700	54074	PLANT OPERATOR III	AGUON, THOMAS J.	I	10C	\$ 45,801.00	\$ 1,810.68	01/06/13	\$ -	\$ 47,611.68	\$ 3,277.02	\$ 114.12	\$ -	\$ 239.06	\$ 35.16	\$ 554.04	\$ 52.14	\$ 4,271.54	\$ 51,883.22
57700	55043	PLANT INSTR TECH II	BERSAMIN, RYAN P.	I	09B	\$ 43,576.00	\$ 487.93	01/06/13	\$ -	\$ 44,063.93	\$ 3,018.37	\$ 114.12	\$ -	\$ 186.22	\$ 35.16	\$ -	\$ -	\$ 3,353.87	\$ 47,417.80
57700	55044	PLANT OPERATOR III	PEREZ, GREGORY G. JR.	I	09D	\$ 44,449.00	\$ 597.71	01/06/13	\$ -	\$ 45,046.71	\$ 3,180.29	\$ 114.12	\$ -	\$ 204.44	\$ 35.16	\$ -	\$ -	\$ 3,534.01	\$ 48,580.72
57700	55045	PLANT OPERATOR III	QUINTANILLA, JACOB S.	I	09D	\$ 44,449.00	\$ 621.18	01/06/13	\$ -	\$ 45,070.18	\$ 3,177.42	\$ 114.12	\$ -	\$ 202.84	\$ 35.16	\$ -	\$ -	\$ 3,529.54	\$ 48,599.72
57700	55052	PLT OPTR/MAINT WRK I	DEL ROSARIO, MARVIN P.	G	05C	\$ 28,870.00	\$ 1,873.80	01/06/13	\$ -	\$ 30,743.80	\$ 2,071.54	\$ 114.12	\$ -	\$ 156.98	\$ -	\$ 1,503.90	\$ 86.40	\$ 3,932.94	\$ 34,676.74
57700	54075	PLT OPTR/MAINT WRK I	MORRISON, SHANE ANDREW M.	G	05C	\$ 28,870.00	\$ 1,748.88	01/06/13	\$ -	\$ 30,618.88	\$ 2,071.54	\$ 114.12	\$ -	\$ 153.95	\$ 23.44	\$ 1,503.90	\$ 86.40	\$ 3,953.35	\$ 34,572.23
58000	57001	PLANT MAINT SUPERVISOR	SANTOS, ANTHONY R.	K	12C	\$ 64,459.00	\$ 418.37	01/06/13	\$ -	\$ 64,877.37	\$ 4,475.94	\$ -	\$ -	\$ 258.06	\$ 35.16	\$ -	\$ -	\$ 4,769.16	\$ 69,646.53
58000	57032	ASST PLANT SUPERINTENDENT	DIAZ, JEAM M.	M	06C	\$ 65,956.00	\$ 951.30	01/06/13	\$ -	\$ 66,907.30	\$ 4,877.62	\$ -	\$ -	\$ 271.83	\$ 35.16	\$ -	\$ -	\$ 5,184.61	\$ 72,091.91
58000	57002	PLANT MAINT MECHANIC LDR	SANTOS, GLEN T.																

58500	87002	PLANT ELECTRICIAN II	CONCEPCION, RAUL P.	I	12A	\$ 48,609.00	\$ 269.52	01/06/13	\$ -	\$ 48,878.52	\$ 3,399.58	\$ 114.12	\$ -	\$ 193.94	\$ 35.16	\$ 554.04	\$ 52.14	\$ 4,348.98	\$ 53,227.50
58500	55030	PLANT MAINT MECHANIC II	BAUTISTA, MILAND P.	I	10C	\$ 45,801.00	\$ 95.22	01/06/13	\$ -	\$ 45,896.22	\$ 3,203.19	\$ 114.12	\$ -	\$ 181.94	\$ 35.16	\$ -	\$ -	\$ 3,534.41	\$ 49,430.63
58500	87006	PLANT MAINT MECHANIC II	CEPEDA, PATRICK W.	I	09A	\$ 43,139.00	\$ -	01/06/13	\$ -	\$ 43,139.00	\$ 2,985.75	\$ -	\$ -	\$ 167.00	\$ 35.16	\$ -	\$ -	\$ 3,187.91	\$ 46,326.91
58500	55029	PLANT MAINT MECHANIC II	LUJAN, WILLIAM R.	I	09D	\$ 44,449.00	\$ -	01/06/13	\$ -	\$ 44,449.00	\$ 3,076.53	\$ 114.12	\$ -	\$ 172.08	\$ 35.16	\$ -	\$ -	\$ 3,397.89	\$ 47,846.89
58600	56039	MAINTENANCE PLANNER	RIFFEL, BRIAN E.	K	06D	\$ 51,272.00	\$ -	01/06/13	\$ -	\$ 51,272.00	\$ 3,548.70	\$ 114.12	\$ -	\$ 198.49	\$ 35.16	\$ -	\$ -	\$ 3,896.47	\$ 55,168.47
58600	54057	PLANT MAINT MECHANIC II	GARCIA, PERRY T.	I	09D	\$ 44,449.00	\$ 2,285.55	01/06/13	\$ -	\$ 46,734.55	\$ 3,971.38	\$ -	\$ -	\$ 220.38	\$ 35.16	\$ -	\$ -	\$ 4,226.92	\$ 50,961.47
58600	56033	PLANT MAINT MECHANIC II	QUENGA, DANIEL B.	I	11A	\$ 46,716.00	\$ 1,997.64	01/06/13	\$ -	\$ 48,713.64	\$ 3,285.30	\$ -	\$ -	\$ 225.11	\$ 35.16	\$ 872.34	\$ 51.54	\$ 4,469.45	\$ 53,183.09
58600	56030	PLANT MAINT WELDER III	DIAZ, EDGAR A	I	12B	\$ 49,108.00	\$ 1,533.42	01/06/13	\$ -	\$ 50,641.42	\$ 3,453.58	\$ 114.12	\$ -	\$ 219.14	\$ 35.16	\$ -	\$ -	\$ 3,822.00	\$ 54,463.42
58600	56020	MACHINIST II	CRUZ, JUAN F.	I	10D	\$ 46,259.00	\$ 573.39	01/06/13	\$ -	\$ 46,832.39	\$ 3,247.07	\$ -	\$ -	\$ 189.40	\$ 35.16	\$ -	\$ -	\$ 3,471.63	\$ 50,304.02
58600	56012	PLANT MAINT WELDER III	GUERRERO, DOMINGO F.	I	13A	\$ 50,585.00	\$ 2,664.12	01/06/13	\$ -	\$ 53,249.12	\$ 3,554.09	\$ 114.12	\$ -	\$ 255.44	\$ 35.16	\$ -	\$ -	\$ 3,958.81	\$ 57,207.93
58600	56032	PLANT MAINT MECHANIC II	LUJAN, JOSHUA A.C.	I	09C	\$ 44,012.00	\$ 1,881.99	01/06/13	\$ -	\$ 45,893.99	\$ 3,095.11	\$ 114.12	\$ -	\$ 210.93	\$ 35.16	\$ -	\$ -	\$ 3,455.32	\$ 49,349.31
58600	56007	PLANT MAINT MECHANIC II	BATO, MARK F.	I	09C	\$ 44,012.00	\$ -	01/06/13	\$ -	\$ 44,012.00	\$ 3,046.17	\$ 114.12	\$ -	\$ 170.38	\$ 35.16	\$ 554.04	\$ 52.14	\$ 3,972.01	\$ 47,984.01
58600	56005	PLANT MAINT MECHANIC LEADER	SANTOS, RICHARD HERRERO	J	09B	\$ 49,670.00	\$ 2,980.98	01/06/13	\$ -	\$ 52,650.98	\$ 3,493.09	\$ 114.12	\$ -	\$ 257.99	\$ 35.16	\$ -	\$ -	\$ 3,900.36	\$ 56,551.34
58600	56001	PWR PLT MAINT SUPT	BLAS, VINCENT F.	M	10C	\$ 77,355.00	\$ -	01/06/13	\$ -	\$ 77,355.00	\$ 5,353.97	\$ -	\$ -	\$ 299.46	\$ 35.16	\$ -	\$ -	\$ 5,688.59	\$ 83,043.59
58600	52059	PLANT MAINT SUPERVISOR	SAN NICOLAS, FRANKIE C.	K	10D	\$ 60,112.00	\$ 833.10	01/06/13	\$ -	\$ 60,945.10	\$ 4,227.33	\$ 114.12	\$ -	\$ 270.47	\$ 35.16	\$ 554.04	\$ 52.14	\$ 5,253.26	\$ 66,198.36
58600	56035	PLANT MAINT WELDER II	AGUON, GARY P.	H	07C	\$ 35,651.00	\$ 874.14	01/06/13	\$ -	\$ 36,525.14	\$ 2,469.54	\$ 114.12	\$ -	\$ 156.06	\$ 35.16	\$ -	\$ -	\$ 2,774.88	\$ 39,300.02
58600	56014	PLANT MAINT WELDER III	BUGAL, REYNALDO S.	I	11B	\$ 47,195.00	\$ 2,825.64	01/06/13	\$ -	\$ 50,020.64	\$ 3,315.73	\$ 114.12	\$ -	\$ 244.43	\$ 35.16	\$ -	\$ -	\$ 3,709.44	\$ 53,730.08
58600	56037	MACHINIST II	CRUZ, JESSE R.	I	06A	\$ 38,292.00	\$ 1,140.39	01/06/13	\$ -	\$ 39,432.39	\$ 2,692.92	\$ 114.12	\$ -	\$ 175.29	\$ 35.16	\$ 1,503.90	\$ 86.40	\$ 4,607.79	\$ 44,040.18
58600	54056	PLANT MAINT MECHANIC II	UNTALAN, MATTHEW F.	I	04C	\$ 36,067.00	\$ 312.12	01/06/13	\$ -	\$ 36,379.12	\$ 1,669.64	\$ 76.08	\$ -	\$ 85.13	\$ -	\$ -	\$ -	\$ 1,830.85	\$ 38,209.97
58700	40101	ENGINEER III (ELECTRICAL)	PANGELINAN, VINCENT A.	L	12B	\$ 72,737.00	\$ 1,273.14	01/06/13	\$ -	\$ 74,010.14	\$ 4,960.11	\$ 114.12	\$ -	\$ 286.15	\$ 35.16	\$ -	\$ -	\$ 5,395.54	\$ 79,405.68
58700	67017	SHOP PLANNER	GUZMAN, JERALD A.	K	08B	\$ 54,412.00	\$ 784.80	01/06/13	\$ -	\$ 55,196.80	\$ 3,778.32	\$ 114.12	\$ -	\$ 241.78	\$ 35.16	\$ 554.04	\$ 52.14	\$ 4,775.56	\$ 59,972.36
58700	61138	ENGINEER III (ELECTRICAL)	FERNANDEZ, JOSE ERWIN T.	L	10D	\$ 68,536.00	\$ 4,744.83	01/06/13	\$ -	\$ 73,280.83	\$ 6,346.37	\$ -	\$ -	\$ 350.74	\$ 35.16	\$ -	\$ -	\$ 6,732.27	\$ 80,013.10
58700	74046	WORD PROCESS SEC II	SAN NICOLAS, NORMA C.	H	MID3	\$ 35,505.00	\$ 1,715.54	09/09/13	\$ -	\$ 37,220.54	\$ 3,026.35	\$ -	\$ -	\$ 160.55	\$ 35.16	\$ -	\$ -	\$ 3,222.06	\$ 40,442.60
58700	60008	ADMINISTRATIVE OFFICER	GARCIA, BERNICE F.	H	16B	\$ 50,502.00	\$ 1,539.80	01/06/13	\$ -	\$ 52,041.80	\$ 3,425.76	\$ -	\$ -	\$ 202.58	\$ 35.16	\$ -	\$ -	\$ 3,663.50	\$ 55,705.30
58700	61078	ADMINISTRATIVE ASSISTANT	MENDIOLA, JESSICA M.P.	J	5	\$ 36,067.00	\$ 1,027.05	04/03/13	\$ -	\$ 37,094.05	\$ 2,884.85	\$ -	\$ -	\$ 163.23	\$ 35.16	\$ 872.34	\$ -	\$ 3,955.58	\$ 41,049.63
58700	60012	SHOP PLANNER	SAN NICOLAS, JOSE Q.	K	09A	\$ 56,076.00	\$ 310.80	01/06/13	\$ -	\$ 56,386.80	\$ 3,834.28	\$ -	\$ -	\$ 208.03	\$ 35.16	\$ 1,503.90	\$ 86.40	\$ 5,667.77	\$ 62,054.57
58700	71011	SHOP PLANNER	GARCIA, ANTHONY U.	K	09A	\$ 56,076.00	\$ 4,731.48	01/06/13	\$ -	\$ 60,807.48	\$ 5,408.45	\$ -	\$ -	\$ -	\$ 35.16	\$ 1,503.90	\$ 86.40	\$ 7,033.91	\$ 67,841.39
58700	60010	ASST MGR T&D	MANIBUSAN, ANSELMO M. JR.	N	07B	\$ 77,480.00	\$ -	01/06/13	\$ -	\$ 77,480.00	\$ 5,380.08	\$ -	\$ -	\$ 302.47	\$ 35.16	\$ 1,109.58	\$ 63.96	\$ 6,891.25	\$ 84,371.25
58700	74028	SHOP PLANNER	CELESTE, PASTOR L.	K	09B	\$ 56,638.00	\$ -	01/06/13	\$ -	\$ 56,638.00	\$ 3,778.32	\$ -	\$ -	\$ 215.07	\$ 35.16	\$ -	\$ -	\$ 4,028.55	\$ 60,666.55
58700	60001	MANAGER OF T&D	OKADA, RONALD C.	O	09B	\$ 95,638.00	\$ -	01/06/13	\$ -	\$ 95,638.00	\$ 6,640.98	\$ 114.12	\$ -	\$ 347.97	\$ 35.16	\$ -	\$ -	\$ 7,138.23	\$ 102,776.23
58800	71001	POWER SYSTEM SUPERINTENDENT	SHIROMA, IVAN SEIJI	M	09A	\$ 72,862.00	\$ 840.75	01/06/13	\$ -	\$ 73,702.75	\$ 5,059.44	\$ -	\$ -	\$ 296.45	\$ 35.16	\$ 554.04	\$ 52.14	\$ 5,997.23	\$ 79,699.98
58800	61117	LINE ELECTRICIAN LEADER	QUINATA, JOSE C.	J	09C	\$ 50,169.00	\$ 1,736.64	01/06/13	\$ -	\$ 51,905.64	\$ 4,160.86	\$ -	\$ -	\$ 246.04	\$ 35.16	\$ 1,503.90	\$ 86.40	\$ 6,032.36	\$ 57,938.00
58800	61012	ELECTRICIAN TROUBLESHOOTER	CRUZ, JESSE J.	J	11A	\$ 53,268.00	\$ 1,698.12	01/06/13	\$ -	\$ 54,966.12	\$ 3,624.90	\$ -	\$ -	\$ 265.56	\$ 35.16	\$ 1,503.90	\$ 86.40	\$ 5,515.92	\$ 60,482.04
58800	61176	LINE ELECTRICIAN LEADER	ARCEO, JOEY S.	J	09A	\$ 49,192.00	\$ 444.27	01/06/13	\$ -	\$ 49,636.27	\$ 3,448.66	\$ -	\$ -	\$ 215.21	\$ 35.16	\$ 1,002.60	\$ 57.60	\$ 4,759.23	\$ 54,395.50
58800	61024	ELECTRICIAN TROUBLESHOOTER	CING, ROBERT T.	J	11A	\$ 53,268.00	\$ 1,998.60	01/06/13	\$ -	\$ 55,266.60	\$ 3,807.74	\$ -	\$ -	\$ 256.61	\$ 35.16	\$ 872.34	\$ 51.54	\$ 5,023.39	\$ 60,289.99
58800	61072	LINE ELECT SUPVR	AQUINO, FRANKLIN S.	K	11A	\$ 60,715.00	\$ 1,262.28	01/06/13	\$ -	\$ 61,977.28	\$ 4,202.25	\$ 114.12	\$ -	\$ 305.16	\$ 35.16	\$ -	\$ -	\$ 4,656.69	\$ 66,633.97
58800	61182	ELECTRICIAN TROUBLESHOOTER	LEON GUERRERO, JOHN S.	J	08D	\$ 48,692.00	\$ -	01/06/13	\$ -	\$ 48,692.00	\$ 3,381.18	\$ 114.12	\$ -	\$ 192.80	\$ 35.16	\$ -	\$ -	\$ 3,723.26	\$ 52,415.26
58800	61026	EQUIPMENT OPERATOR SUPVR	CRISOSTOMO, MICHAEL T.	J	11D	\$ 54,870.00	\$ 3,006.72	01/06/13	\$ -	\$ 57,876.72	\$ 4,854.94	\$ -	\$ -	\$ -	\$ 35.16	\$ 1,503.90	\$ 86.40	\$ 6,480.40	\$ 64,357.12
58800	61029	EQUIPMENT OPERATOR LDR II	MANIBUSAN, JOHN R.	I	12A	\$ 48,609.00	\$ 5,554.17	01/06/13	\$ -	\$ 54,163.17	\$ 3,423.44	\$ 114.12	\$ -	\$ 296.01	\$ 35.16	\$ 1,503.90	\$ -	\$ 5,372.63	\$ 59,535.80
58800	61035	EQUIPMENT OPERATOR IV	CRUZ, RAMON S.	G	12C	\$ 38,168.00	\$ 942.87	01/06/13	\$ -	\$ 39,110.87	\$ 2,641.66	\$ 114.12	\$ -	\$ 175.25	\$ 35.16	\$ 1,503.90	\$ 86.40	\$ 4,556.49	\$ 43,667.36
58800	61168	EQUIPMENT OPERATOR IV	TRINIDAD, ROLAND S.	G	11D	\$ 37,044.00	\$ -	01/06/13	\$ -	\$ 37,044.00	\$ 2,565.94	\$ 114.12	\$ -	\$ 143.85	\$ 35.16	\$ -	\$ -	\$ 2,859.07	\$ 39,903.07
58800	61139	LINE INSPECTOR	MUNA, THOMAS F.	I	11D	\$ 48,131.00	\$ -	01/06/13	\$ -	\$ 48,131.00	\$ 3,331.32	\$ -	\$ -	\$ 196.26	\$ 35.16	\$ 554.04	\$ 52.14	\$ 4,168.92	\$ 52,299.92
58800	61020	ELECTRICIAN TROUBLESHOOTER	QUINATA, GREGORY A.	J	09B	\$ 49,670.00	\$ 2,381.16	01/06/13	\$ -	\$ 52,051.16	\$ 3,553.90	\$ 114.12	\$ -	\$ 262.67	\$ 35.16	\$ 1,503.90	\$ 86.40	\$ 5,556.15	\$ 57,607.31
58800	61172	LINE ELECT SUPVR	MANIBUSAN, JOHN P.	K	08C	\$ 54,974.00	\$ 342.77	01/06/13	\$ -	\$ 55,316.77	\$ 3,832.16	\$ -	\$ -	\$ 218.83	\$ 35.16	\$ 1,503.90	\$ 86.40	\$ 5,676.45	\$ 60,993.22
58800	61142	ELECTRICIAN TROUBLESHOOTER	MANTANONA, VINCENT C.	J	10D	\$ 52,728.00	\$ 1,955.95	01/06/13	\$ -	\$ 54,683.95	\$ 4,674.71	\$ -	\$ -	\$ 262.50	\$ 35.16	\$ 872.34	\$ 51.54	\$ 5,896.25	\$ 60,580.20
58800	61137	LINE ELECTRICIAN II	RAPHAEL, CLIFFORD M.	I	11A	\$ 46,716.00	\$ 261.60	01/06/13	\$ -	\$ 46,977.60	\$ 3,283.31	\$ -	\$ -	\$ 191.84	\$ 35.16	\$ -	\$ -	\$ 3,510.31	\$ 50,487.91
58800	61155	LINE ELECTRICIAN II	BAMBA, PETER M.	I	12A	\$ 48,609.00	\$ 269.52	01/06/13	\$ -	\$ 48,878.52	\$ 3,413.65	\$ 114.12	\$ -	\$ 198.58	\$ 35.16	\$ 1,503.90	\$ 86.40	\$ 5,351.81	\$ 54,230.33
58800	61147	LINE ELECT SUPVR	LEON GUERRERO, EDWARD R.	K	11B	\$ 61,318.00	\$ 2,167.26	01/06/13	\$ -	\$ 63,485.26	\$ 4,256.25	\$ -	\$ -	\$ 295.22	\$ 35.16	\$ 554.04	\$ 52.14	\$ 5,192.81	\$ 68,678.07
58800	61038	EQUIPMENT OPERATOR IV	GUTIERREZ, MICHAEL A.	G	05C	\$ 28,870.00	\$ 1,756.32	01/06/13	\$ -	\$ 30,626.32	\$ 2,033.31	\$ 114.12	\$ -	\$ 152.10	\$ 35.16	\$ -	\$ -	\$ 2,334.69	\$ 32,961.01
58800	61014	ELECTRICIAN TROUBLESHOOTER	FLORES, PAUL ANTON	J	09B	\$ 49,670.00	\$ 2,049.28	01/06/13	\$ -	\$ 51,719.28	\$ 3,550.57	\$ 114.12	\$ -	\$ 250.04	\$ 35.16	\$ -	\$ -	\$ 3,949.89	\$ 55,669.17
58800	61161	ELECTRICIAN TROUBLESHOOTER	HAMAMOTO, FRANKIE P.	J	09B	\$ 49,670.00	\$ 1,774.29	01/06/13	\$ -	\$ 51,444.29	\$ 3,495.32	\$ -	\$ -	\$ 230.14	\$ 35.16	\$ -	\$ -	\$ 3,760.62	\$ 55,204.91
58800	61165	LINE ELECTRICIAN II	MESA, DEANNE J.T.	I	08A	\$ 41,454.00	\$ 321.02	01/06/13	\$ -	\$ 41,775.02	\$ 2,913.51	\$ 114.12	\$ -	\$ 171.55	\$ 35.16	\$ 1,503.90	\$ 86.40	\$ 4,824.64	\$ 46,599.66
58800	61129	LINE ELECTRICIAN II	TYQUIENGO, EARL M.	I	12A	\$ 48,609.00	\$ 1,007.05	01/06/13	\$ -	\$ 49,616.05	\$ 3,364.43	\$ 114.12	\$ -	\$ 223.22	\$ 35.16	\$ -	\$ -	\$ 3,736.93	\$ 53,352.98
58800	61153	LINE ELECTRICIAN I	CASTRO, JOHN T.	G	11C	\$ 36,670.00	\$ 757.60	01/06/13	\$ -	\$ 37,427.60	\$ 2,580.48	\$ 114.12	\$ -	\$ 168.57	\$ 35.16	\$ -	\$ -	\$ 2,898.33	\$ 40,325.93
58800	61175	LINE ELECTRICIAN LEADER	GUMATAOTAO, JACOB A.	J	10C	\$ 52,208.00	\$ 542.70	01/06/13	\$ -	\$ 52,750.70	\$ 3,512.74	\$ 114.12	\$ -	\$ 226.98	\$ 35.16	\$ -	\$ -	\$ 3,889.00	\$ 56,639.70
58800	61169	EQUIPMENT OPERATOR IV	SALAS, ARTEMIO J.	G	06A	\$ 29,452.00	\$ 2,225.63	01/06/13	\$ -	\$ 31,677.63	\$ 2,074.31	\$ 114.12	\$ -	\$ 164.65	\$ 35.16	\$ 554.04	\$ 52.14		

58800	61145	EQUIPMENT OPERATOR II	CABUHAT, ANTONIO G. JR.	E	10A	\$ 26,582.00	\$ 693.54	01/06/13	\$ -	\$ 27,275.54	\$ 1,870.57	\$ 114.12	\$ -	\$ 117.60	\$ 35.16	\$ 1,503.90	\$ 86.40	\$ 3,727.75	\$ 31,003.29
58800	61167	EQUIPMENT OPERATOR IV	MANIBUSAN, LYLE T.	G	09C	\$ 33,862.00	\$ 1,338.24	01/06/13	\$ -	\$ 35,200.24	\$ 2,382.97	\$ 114.12	\$ -	\$ 167.08	\$ 35.16	\$ -	\$ -	\$ 2,699.33	\$ 37,899.57
58800	61113	LINE ELECTRICIAN I	CASTRO, JOHN F.	G	09B	\$ 33,529.00	\$ 189.68	01/06/13	\$ -	\$ 33,718.68	\$ 2,320.68	\$ 114.12	\$ -	\$ 147.66	\$ 35.16	\$ -	\$ -	\$ 2,617.62	\$ 36,336.30
58800	61019	ELECTRICIAN TROUBLESHOOTER	BAZA, KEITH F.	J	08B	\$ 47,736.00	\$ 1,620.42	01/06/13	\$ -	\$ 49,356.42	\$ 3,412.35	\$ 114.12	\$ -	\$ 260.29	\$ 35.16	\$ -	\$ -	\$ 3,821.92	\$ 53,178.34
58800	61158	LINE ELECTRICIAN II	CONQUER, ROBERT P.	I	09B	\$ 43,576.00	\$ -	01/06/13	\$ -	\$ 43,576.00	\$ 3,015.99	\$ 114.12	\$ -	\$ 175.11	\$ 35.16	\$ -	\$ -	\$ 3,340.38	\$ 46,916.38
58800	61015	ELECTRICIAN TROUBLESHOOTER	GARRIDO, RALPH F.	J	08B	\$ 47,736.00	\$ 1,559.57	01/06/13	\$ -	\$ 49,295.57	\$ 3,412.35	\$ 114.12	\$ -	\$ 259.51	\$ 35.16	\$ -	\$ -	\$ 3,821.14	\$ 53,116.71
58800	61146	EQUIPMENT OPERATOR II	HERNANDEZ, JOHN T.	E	10A	\$ 26,582.00	\$ 1,105.20	01/06/13	\$ -	\$ 27,687.20	\$ 1,773.60	\$ 114.12	\$ -	\$ 127.83	\$ 35.16	\$ -	\$ -	\$ 2,050.71	\$ 29,737.91
58800	61179	ELECT OPTN TRAINEE	DUENAS, KIN VINCENT M.	E	06B	\$ 22,900.00	\$ 48.06	01/06/13	\$ -	\$ 22,948.06	\$ 1,728.92	\$ 114.12	\$ -	\$ 59.76	\$ 35.16	\$ -	\$ -	\$ 1,937.96	\$ 24,886.02
58800	61166	LINE ELECTRICIAN I	MAHORA, AL N.	G	07A	\$ 30,659.00	\$ 805.89	01/06/13	\$ -	\$ 31,464.89	\$ 2,130.83	\$ 114.12	\$ -	\$ 148.28	\$ 35.16	\$ 1,503.90	\$ 86.40	\$ 4,018.69	\$ 35,483.58
58800	61171	LINE ELECTRICIAN I	SANTOS, JAMES A.	G	06D	\$ 30,347.00	\$ 21.24	01/06/13	\$ -	\$ 30,368.24	\$ 2,045.16	\$ 114.12	\$ -	\$ 51.23	\$ 35.16	\$ -	\$ -	\$ 2,245.67	\$ 32,613.91
58800	61170	LINE ELECTRICIAN I	HEFLIN, ANTHONY J.	G	06D	\$ 30,347.00	\$ 625.00	01/06/13	\$ -	\$ 30,972.00	\$ 2,137.20	\$ 114.12	\$ -	\$ 133.97	\$ 35.16	\$ 554.04	\$ 52.14	\$ 3,026.63	\$ 33,998.63
58900	67049	SUBSTATION ELECTRICIAN II	TORRES, RAY E.	I	10D	\$ 46,259.00	\$ 971.10	01/06/13	\$ -	\$ 47,230.10	\$ 3,116.82	\$ 114.12	\$ -	\$ 195.22	\$ 35.16	\$ -	\$ -	\$ 3,461.32	\$ 50,691.42
58900	67036	SUBSTATION ELECTRICIAN II	BLAS, JOSEPH U.	I	10D	\$ 46,259.00	\$ -	01/06/13	\$ -	\$ 46,259.00	\$ 3,116.82	\$ -	\$ -	\$ -	\$ 35.16	\$ 872.34	\$ 51.54	\$ 4,075.86	\$ 50,334.86
58900	67022	SUBSTATION ELECT LDR	FACULO, JASON A.	J	10C	\$ 52,208.00	\$ -	01/06/13	\$ -	\$ 52,208.00	\$ 3,518.34	\$ -	\$ -	\$ -	\$ 35.16	\$ 1,109.58	\$ 63.96	\$ 4,727.04	\$ 56,935.04
58900	67016	SUBSTATION ELECTRICIAN II	SANTOS, AGAPITO C.	I	11C	\$ 47,652.00	\$ 2,246.04	01/06/13	\$ -	\$ 49,898.04	\$ 3,979.49	\$ -	\$ -	\$ 219.86	\$ 35.16	\$ 554.04	\$ 52.14	\$ 4,840.69	\$ 54,738.73
58900	67065	SUBSTATION ELECT SUPVR	TAITANO, JERALD P.	K	10B	\$ 58,926.00	\$ 6,290.18	01/06/13	\$ -	\$ 65,216.18	\$ 3,932.88	\$ 114.12	\$ -	\$ 329.33	\$ 35.16	\$ -	\$ -	\$ 4,411.49	\$ 69,627.67
58900	67068	SUBSTATION ELECT LDR	FLORES, AMBROSIO J.	J	09C	\$ 50,169.00	\$ 2,589.11	01/06/13	\$ -	\$ 52,758.11	\$ 3,483.70	\$ 114.12	\$ -	\$ 242.11	\$ 35.16	\$ 554.04	\$ 52.14	\$ 4,481.27	\$ 57,239.38
58900	67048	SUBSTATION ELECT LDR	SAHAGON, VINCENT P.	J	09D	\$ 50,668.00	\$ 1,099.74	01/06/13	\$ -	\$ 51,767.74	\$ 3,415.80	\$ 114.12	\$ -	\$ 210.01	\$ 35.16	\$ -	\$ -	\$ 3,775.09	\$ 55,542.83
58900	67044	SUBSTATION ELECTRICIAN I	VILLAGOMEZ, PHILLIP C.	G	08A	\$ 31,907.00	\$ 692.41	01/06/13	\$ -	\$ 32,599.41	\$ 2,150.58	\$ 114.12	\$ -	\$ 132.13	\$ 35.16	\$ -	\$ -	\$ 2,431.99	\$ 35,031.40
58900	67060	SUBSTATION ELECTRICIAN II	TANGUILLEG, JAMES S N	I	10C	\$ 45,801.00	\$ 3,396.18	01/06/13	\$ -	\$ 49,197.18	\$ 3,056.16	\$ 114.12	\$ -	\$ 228.15	\$ 35.16	\$ -	\$ -	\$ 3,433.59	\$ 52,630.77
58900	67055	SUBSTATION ELECTRICIAN II	YOSHIDA, ERIC C.B.	I	11D	\$ 48,131.00	\$ 1,583.43	01/06/13	\$ -	\$ 49,714.43	\$ 3,243.96	\$ 114.12	\$ -	\$ 205.99	\$ 35.16	\$ -	\$ -	\$ 3,599.23	\$ 53,313.66
58900	67057	SUBSTATION ELECTRICIAN II	BENAVENTE, PATRICK Q	I	10C	\$ 45,801.00	\$ 1,428.30	01/06/13	\$ -	\$ 47,229.30	\$ 3,056.16	\$ 114.12	\$ -	\$ 200.81	\$ 35.16	\$ -	\$ -	\$ 3,406.25	\$ 50,635.55
58900	67061	SUBSTATION ELECTRICIAN II	MANZANA, AUGUSTO A.	I	09D	\$ 44,449.00	\$ 955.11	01/06/13	\$ -	\$ 45,404.11	\$ 2,966.64	\$ 114.12	\$ -	\$ 185.52	\$ 35.16	\$ 872.34	\$ 51.54	\$ 4,225.32	\$ 49,629.43
58900	67069	SUBSTATION ELECT LDR	TYQUIENGO, TOMMY F. JR.	J	09B	\$ 49,670.00	\$ 1,764.66	01/06/13	\$ -	\$ 51,434.66	\$ 3,449.05	\$ 114.12	\$ -	\$ 214.57	\$ 35.16	\$ -	\$ -	\$ 3,812.90	\$ 55,247.56
58900	67067	SUBSTATION ELECTRICIAN II	MENDIOLA, PETER DUENAS	I	07B	\$ 40,248.00	\$ 1,306.15	01/06/13	\$ -	\$ 41,554.15	\$ 2,794.74	\$ 114.12	\$ -	\$ 190.37	\$ 35.16	\$ -	\$ -	\$ 3,134.39	\$ 44,688.54
58900	67063	SUBSTATION ELECTRICIAN II	CRUZ, CHRISTOPHER J.	I	10A	\$ 44,886.00	\$ 2,613.24	01/06/13	\$ -	\$ 47,499.24	\$ 2,995.50	\$ 114.12	\$ -	\$ 223.20	\$ 35.16	\$ 554.04	\$ 52.14	\$ 3,974.16	\$ 51,473.40
58900	67059	SUBSTATION ELECTRICIAN II	UNSIQG, PATRICK A.	I	10C	\$ 45,801.00	\$ 2,729.64	01/06/13	\$ -	\$ 48,530.64	\$ 3,056.16	\$ 114.12	\$ -	\$ 216.89	\$ 35.16	\$ -	\$ -	\$ 3,422.33	\$ 51,952.97
58900	67062	SUBSTATION ELECTRICIAN II	GUERRERO, MARK JOSHUA	I	10A	\$ 44,886.00	\$ 4,262.07	01/06/13	\$ -	\$ 49,148.07	\$ 2,995.50	\$ 114.12	\$ -	\$ 242.57	\$ 35.16	\$ -	\$ -	\$ 3,387.35	\$ 52,535.42
58900	67056	SUBSTATION ELECTRICIAN I	BORJA, MICHAEL J.	G	09C	\$ 33,862.00	\$ 1,042.80	01/06/13	\$ -	\$ 34,904.80	\$ 2,282.04	\$ 114.12	\$ -	\$ 146.44	\$ 35.16	\$ -	\$ -	\$ 2,577.76	\$ 37,482.56
58900	67054	SUBSTATION ELECTRICIAN II	PEIGHTAL, MICHAEL T.	I	11C	\$ 47,652.00	\$ 1,301.04	01/06/13	\$ -	\$ 48,953.04	\$ 3,252.31	\$ 114.12	\$ -	\$ 203.81	\$ 35.16	\$ -	\$ -	\$ 3,605.40	\$ 52,558.44
59000	71028	HIGH VOL CS/ELECT II	MANIBUSAN, JOHN T.	I	13B	\$ 51,084.00	\$ 833.04	01/06/13	\$ -	\$ 51,917.04	\$ 3,342.17	\$ 114.12	\$ -	\$ 166.83	\$ 35.16	\$ -	\$ -	\$ 3,658.28	\$ 55,575.32
59000	71143	HIGH VOL CS/ELECT II	CRUZ, GLENN E.	I	12B	\$ 49,108.00	\$ 1,323.70	01/06/13	\$ -	\$ 50,431.70	\$ 3,413.16	\$ 114.12	\$ -	\$ 226.39	\$ 35.16	\$ -	\$ -	\$ 3,788.83	\$ 54,220.53
59000	71005	HIGH VOL CS/ELECT II	SANCHEZ, JESSE QUINATA	I	10A	\$ 44,886.00	\$ -	01/06/13	\$ -	\$ 44,886.00	\$ -	\$ -	\$ -	\$ -	\$ -	\$ -	\$ -	\$ -	\$ 44,886.00
59000	71002	HIGH VOL CS/ELECT SUPVR	SENATO, EDWIN B.	K	10A	\$ 58,344.00	\$ 903.60	01/06/13	\$ -	\$ 59,247.60	\$ 4,354.14	\$ -	\$ -	\$ 255.97	\$ 35.16	\$ -	\$ -	\$ 4,645.27	\$ 63,892.87
59000	71142	HIGH VOL CS/ELECT II	LEON GUERRERO, JOHN T.	I	12A	\$ 48,609.00	\$ 3,443.42	01/06/13	\$ -	\$ 52,052.42	\$ 3,361.77	\$ 114.12	\$ -	\$ 259.76	\$ 35.16	\$ 1,503.90	\$ 86.40	\$ 5,361.11	\$ 57,413.53
59000	71137	HIGH VOL CS/ELECT SUPVR	ROSARIO, JOAQUIN C. JR.	K	09D	\$ 57,761.00	\$ 8,671.41	01/06/13	\$ -	\$ 66,432.41	\$ 3,828.78	\$ -	\$ -	\$ 363.71	\$ 35.16	\$ 1,109.58	\$ -	\$ 5,337.23	\$ 71,769.64
59000	71150	POWER SYSTEMS SUPERINTENDENT	QUIDACHAY, ENRIQUE V.	M	06C	\$ 65,956.00	\$ 6,659.12	01/06/13	\$ -	\$ 72,615.12	\$ 6,906.17	\$ -	\$ -	\$ -	\$ 35.16	\$ -	\$ -	\$ 6,941.33	\$ 79,556.45
59000	71139	HIGH VOL CS/ELECT LDR	PALOMO, THOMAS J.G.	J	11C	\$ 54,329.00	\$ 6,287.55	01/06/13	\$ -	\$ 60,616.55	\$ 5,696.93	\$ -	\$ -	\$ 331.05	\$ 35.16	\$ -	\$ -	\$ 6,063.14	\$ 66,679.69
59000	71033	HIGH VOL CS/ELECT LDR	SORIANO, RAMONCHITO P.	J	11D	\$ 54,870.00	\$ 6,383.97	01/06/13	\$ -	\$ 61,253.97	\$ 3,794.72	\$ 114.12	\$ -	\$ 328.96	\$ 35.16	\$ -	\$ -	\$ 4,272.96	\$ 65,526.93
59000	71141	HIGH VOLT CS/ELECT II	YAMASTA, DAVID JOHN	I	13B	\$ 51,084.00	\$ 7,782.27	01/06/13	\$ -	\$ 58,866.27	\$ 3,375.36	\$ 114.12	\$ -	\$ 326.40	\$ 35.16	\$ -	\$ -	\$ 3,851.04	\$ 62,717.31
59000	71140	HIGH VOLT CS/ELECT II	AGUON, JOSEPH J.	I	12D	\$ 50,086.00	\$ 555.36	01/06/13	\$ -	\$ 50,641.36	\$ 3,342.18	\$ 114.12	\$ -	\$ 195.95	\$ 35.16	\$ 872.34	\$ 51.54	\$ 4,611.29	\$ 55,252.65
59000	71031	ELECT OPTN TRAINEE	CAMACHO, EDDIE NICK Q.	E	07D	\$ 24,294.00	\$ 2,160.27	01/06/13	\$ -	\$ 26,454.27	\$ 1,637.88	\$ 114.12	\$ -	\$ 133.75	\$ 35.16	\$ 554.04	\$ 52.14	\$ 2,527.09	\$ 28,981.36
59000	71146	ELECT OPTN TRAINEE	AFAISEN, MATTHEW C L.	E	06B	\$ 22,900.00	\$ 96.12	01/06/13	\$ -	\$ 22,996.12	\$ 1,542.54	\$ 114.12	\$ -	\$ 68.54	\$ 35.16	\$ -	\$ -	\$ 1,760.36	\$ 24,756.48
59000	71144	ELECT OPTN TRAINEE	DELOS REYES JR., JESSIE RAYMOND B.	E	06C	\$ 23,129.00	\$ 2,447.40	01/06/13	\$ -	\$ 25,576.40	\$ 1,601.86	\$ 114.12	\$ -	\$ 129.82	\$ 35.16	\$ -	\$ -	\$ 1,880.96	\$ 27,457.36
59000	71145	ELECT OPTN TRAINEE	TENORIO, SHANE B.	E	06B	\$ 22,900.00	\$ 2,419.34	01/06/13	\$ -	\$ 25,319.34	\$ 1,586.23	\$ 114.12	\$ -	\$ 134.75	\$ 35.16	\$ -	\$ -	\$ 1,870.26	\$ 27,189.60
59100	74004	ELECTRIC RELAY TECH LDR	FEJERAN, FELIX S. JR.	J	10C	\$ 52,208.00	\$ 2,390.82	01/06/13	\$ -	\$ 54,598.82	\$ 3,627.97	\$ 114.12	\$ -	\$ 247.83	\$ 35.16	\$ -	\$ -	\$ 4,025.08	\$ 58,623.90
59100	74030	METER ELECTRICIAN LDR	FERNANDEZ, MONICA L.	J	09C	\$ 50,169.00	\$ 3,786.76	01/06/13	\$ -	\$ 53,955.76	\$ 4,597.09	\$ -	\$ -	\$ -	\$ 35.16	\$ 554.04	\$ 52.14	\$ 5,238.43	\$ 59,194.19
59100	74031	METER ELECTRICIAN LDR	CRUZ, THERESE DEJESUS	J	09A	\$ 49,192.00	\$ 5,623.20	01/06/13	\$ -	\$ 54,815.20	\$ 5,159.47	\$ -	\$ -	\$ -	\$ 35.16	\$ 554.04	\$ 52.14	\$ 5,800.81	\$ 60,616.01
59100	74043	METER ELECT SUPVR	TAJALLE, DAVE S.	K	10B	\$ 58,926.00	\$ 4,125.36	01/06/13	\$ -	\$ 63,051.36	\$ 5,414.27	\$ -	\$ -	\$ -	\$ 35.16	\$ 1,503.90	\$ 86.40	\$ 7,039.73	\$ 70,091.09
59100	74057	METER ELECTRICIAN II	ICHIHARA, FLORENCE S.	I	14A	\$ 52,644.00	\$ -	01/06/13	\$ -	\$ 52,644.00	\$ 3,443.28	\$ -	\$ -	\$ 196.42	\$ 35.16	\$ 554.04	\$ 52.14	\$ 4,281.04	\$ 56,925.04
59100	74065	METER ELECTRICIAN II	DELA CRUZ, FREDERICO V.	I	09A	\$ 43,139.00	\$ 1,462.17	01/06/13	\$ -	\$ 44,601.17	\$ 3,045.43	\$ 114.12	\$ -	\$ 196.05	\$ 35.16	\$ 1,503.90	\$ 86.40	\$ 4,981.06	\$ 49,582.23
59100	74001	METER RELAY SUPERINTENDENT	ISHMAEL, ANTHONY J. L.G.	M	11D	\$ 81,286.00	\$ 390.50	01/06/13	\$ -	\$ 81,676.50	\$ 5,492.30	\$ -	\$ -	\$ 307.81	\$ 35.16	\$ -	\$ -	\$ 5,835.27	\$ 87,511.77
59100	74012	ELECTRIC RELAY TECH LDR	LEON GUERRERO, EUGENE P.	J	09D	\$ 50,668.00	\$ 913.01	01/06/13	\$ -	\$ 51,581.01	\$ 3,536.27	\$ 114.12	\$ -	\$ 217.55	\$ 35.16	\$ -	\$ -	\$ 3,903.10	\$ 55,484.11
59100	74075	METER ELECTRICIAN II	CONCEPCION, KENNETH M.	I	08A	\$ 41,454.00	\$ 1,350.08	01/06/13	\$ -	\$ 42,804.08	\$ 2,811.98	\$ 114.12	\$ -	\$ 179.54	\$ 35.16	\$ 554.04	\$ 52.14	\$ 3,746.98	\$ 46,551.06
59100	74069	ELECT RELAY TECH SUPVR	DEZELL, LESLIE EDWARD	K	12A	\$ 63,190.00	\$ 3,721.75	01/06/13	\$ -	\$ 66,911.75	\$ 5,515.90	\$ -	\$ -	\$ 299.67	\$ 35.16	\$ 554.04	\$ 52.14	\$ 6,456.91	\$ 73,368.66
59100	74064	METER ELECTRICIAN I	JOHNSON, ROBERT D.	I	05C	\$ 37,523.00	\$ 1,380.06	01/06/13	\$ -	\$ 38,903.06	\$ 2,648.99	\$ 114.12	\$ -	\$ 170					

59100	74076	METER ELECTRICIAN II	MARTINEZ, RONNIE JO C.	I	07A	\$ 39,832.00	\$ 86.18	01/06/13	\$ -	\$ 39,918.18	\$ 2,765.88	\$ 114.12	\$ -	\$ 157.30	\$ 35.16	\$ 554.04	\$ 52.14	\$ 3,678.64	\$ 43,596.82
59100	74070	ELECTRIC RELAY TECH II	LUJAN, KENNETH J.	I	09D	\$ 44,449.00	\$ 1,448.07	01/06/13	\$ -	\$ 45,897.07	\$ 3,076.53	\$ -	\$ -	\$ 200.51	\$ 35.16	\$ -	\$ -	\$ 3,312.20	\$ 49,209.27
59100	74061	METER ELECTRICIAN II	CASTRO, JASON L.	I	07C	\$ 40,643.00	\$ 263.79	01/06/13	\$ -	\$ 40,906.79	\$ 2,822.22	\$ 114.12	\$ -	\$ 162.55	\$ 35.16	\$ -	\$ -	\$ 3,134.05	\$ 44,040.84
59100	74078	METER ELECTRICIAN II	GARCIA, AARON B.	I	06B	\$ 38,667.00	\$ 864.47	01/06/13	\$ -	\$ 39,531.47	\$ 2,729.75	\$ 114.12	\$ -	\$ 166.24	\$ 35.16	\$ 554.04	\$ 52.14	\$ 3,651.45	\$ 43,182.92
59100	74073	ELECTRIC RELAY TECH II	UNPINGCO, BRANDON J.	I	10B	\$ 45,344.00	\$ 3,741.33	01/06/13	\$ -	\$ 49,085.33	\$ 3,151.01	\$ 114.12	\$ -	\$ 236.62	\$ 35.16	\$ -	\$ -	\$ 3,536.91	\$ 52,622.24
59200	79066	PROGRAMMER ANALYST	SHIMIZU, JAMES G.	J	08B	\$ 47,736.00	\$ 1,893.41	01/06/13	\$ -	\$ 49,629.41	\$ 3,314.70	\$ 114.12	\$ -	\$ 225.22	\$ 35.16	\$ -	\$ -	\$ 3,689.20	\$ 53,318.61
59200	79001	MANAGER, POWER SYSTEM CONTROL	CAMACHO JR., SIMON R.	O	08A	\$ 91,000.00	\$ 328.13	01/06/13	\$ -	\$ 91,328.13	\$ 6,421.59	\$ -	\$ -	\$ -	\$ 35.16	\$ 1,109.58	\$ 63.96	\$ 7,630.29	\$ 98,958.42
59200	79055	TROUBLE DISPATCHER	UNTALAN, ALEJO J.	G	08B	\$ 32,219.00	\$ -	01/06/13	\$ -	\$ 32,219.00	\$ -	\$ -	\$ -	\$ -	\$ -	\$ -	\$ -	\$ -	\$ 32,219.00
59200	79068	ADMIN ASSISTANT	QUINTANILLA, LORRAINE S.N.	J	6	\$ 37,419.00	\$ 998.46	09/21/13	\$ -	\$ 38,417.46	\$ 2,598.36	\$ -	\$ -	\$ 160.82	\$ 35.16	\$ -	\$ -	\$ 2,794.34	\$ 41,211.80
59200	79079	ELECT PWR SYST DISP TECH	IRIARTE, RICHARD A.	I	15B	\$ 55,328.00	\$ 3,990.00	09/21/13	\$ -	\$ 59,318.00	\$ 5,393.07	\$ -	\$ -	\$ 297.45	\$ 35.16	\$ 1,109.58	\$ 63.96	\$ 6,899.22	\$ 66,217.22
59200	79081	ELCT PWR SYS DISP I	SANTIAGO JR., MARIO I.	K	07B	\$ 52,291.00	\$ 2,715.12	09/21/13	\$ -	\$ 55,006.12	\$ 3,691.54	\$ 114.12	\$ -	\$ 262.83	\$ 35.16	\$ -	\$ -	\$ 4,103.65	\$ 59,109.77
59200	79003	COMM TECH SUPVR	FERNANDEZ, PATRICK S.N.	L	07D	\$ 60,819.00	\$ 1,666.68	09/21/13	\$ -	\$ 62,485.68	\$ 5,112.74	\$ -	\$ -	\$ 264.10	\$ 35.16	\$ -	\$ -	\$ 5,412.00	\$ 67,897.68
59200	79096	POWER SYSTEM CONTROL SUPERINT	SANTOS, FRANCISCO C.	N	06A	\$ 73,715.00	\$ -	01/06/13	\$ -	\$ 73,715.00	\$ 5,118.66	\$ 114.12	\$ -	\$ 287.77	\$ -	\$ -	\$ -	\$ 5,520.55	\$ 79,235.55
59200	79019	ELCT PWR SYS DISP II	MORRISON, GENE A. JR.	K	11C	\$ 61,942.00	\$ 9,291.36	01/06/13	\$ -	\$ 71,233.36	\$ 7,966.17	\$ -	\$ -	\$ -	\$ 35.16	\$ 1,503.90	\$ 86.40	\$ 9,591.63	\$ 80,824.99
59200	79024	ELCT PWR SYS DISP II	GUERRERO, FRANCIS B.	K	10B	\$ 58,926.00	\$ 11,473.65	01/06/13	\$ -	\$ 70,399.65	\$ 8,055.69	\$ -	\$ -	\$ 464.25	\$ 35.16	\$ -	\$ -	\$ 8,555.10	\$ 78,954.75
59200	79021	COMPUTER TECH SUPVR	PEREZ, MICHAEL F.	K	10B	\$ 58,926.00	\$ -	01/06/13	\$ -	\$ 58,926.00	\$ 4,093.47	\$ -	\$ -	\$ -	\$ 35.16	\$ 872.34	\$ 51.54	\$ 5,052.51	\$ 63,978.51
59200	79006	COMPUTER TECH II	BAUTISTA, CHRISTOPHER C.	I	11C	\$ 47,652.00	\$ -	01/06/13	\$ -	\$ 47,652.00	\$ 3,308.94	\$ -	\$ -	\$ 186.03	\$ 35.16	\$ -	\$ -	\$ 3,530.13	\$ 51,182.13
59200	79028	COMPUTER TECH LEADER	COOK, JR. ERCIL D.	J	09A	\$ 49,192.00	\$ -	01/06/13	\$ -	\$ 49,192.00	\$ 3,415.80	\$ -	\$ -	\$ 192.04	\$ 35.16	\$ -	\$ -	\$ 3,643.00	\$ 52,835.00
59200	79033	PROGRAMMER/ANALYST SUPVR	DULLA, PATRICIO C.	L	10A	\$ 66,518.00	\$ -	01/06/13	\$ -	\$ 66,518.00	\$ 4,618.92	\$ -	\$ -	\$ -	\$ 35.16	\$ 554.04	\$ 52.14	\$ 5,260.26	\$ 71,778.26
59200	79027	ELCT PWR SYS DISP II	CRUZ, JOSEPH P.	K	11A	\$ 60,715.00	\$ 11,033.82	01/06/13	\$ -	\$ 71,748.82	\$ 4,286.23	\$ 114.12	\$ -	\$ 417.75	\$ 35.16	\$ 1,503.90	\$ -	\$ 6,357.16	\$ 78,105.98
59200	79060	COMPUTER TECH II	ANDERSON, JOSHUA T.	I	08D	\$ 42,723.00	\$ -	01/06/13	\$ -	\$ 42,723.00	\$ 2,966.64	\$ 114.12	\$ -	\$ 166.78	\$ 35.16	\$ -	\$ -	\$ 3,282.70	\$ 46,005.70
59200	79022	CHIEF ELECT PWR SYS DISPATCHER	GUERRERO, AUGUST C.	M	09C	\$ 74,339.00	\$ 428.88	01/06/13	\$ -	\$ 74,767.88	\$ 5,161.98	\$ 114.12	\$ -	\$ 279.53	\$ 35.16	\$ 1,503.90	\$ 86.40	\$ 7,181.09	\$ 81,948.97
59200	79090	ELECT PWR SYST DISP TECH	CASILA, JUANITO L.	I	09C	\$ 44,012.00	\$ 1,269.60	01/06/13	\$ -	\$ 45,281.60	\$ 3,158.04	\$ 114.12	\$ -	\$ 214.04	\$ 35.16	\$ -	\$ -	\$ 3,521.36	\$ 48,802.96
59200	79078	ELECT PWR SYST DISP TECH	TRECEPONA, JAMES L.	I	10B	\$ 45,344.00	\$ 1,242.60	01/06/13	\$ -	\$ 46,586.60	\$ 3,253.58	\$ 114.12	\$ -	\$ 228.54	\$ 35.16	\$ -	\$ -	\$ 3,631.40	\$ 50,218.00
59200	79069	COMMELECT TECH LEADER	ULLOA, MANUEL R. JR.	J	06C	\$ 44,532.00	\$ 835.00	01/06/13	\$ -	\$ 45,367.00	\$ 3,092.28	\$ 114.12	\$ -	\$ 189.65	\$ 35.16	\$ -	\$ -	\$ 3,431.21	\$ 48,798.21
59200	79037	TROUBLE DISPATCHER	CRUZ, RICKY N.	G	08B	\$ 32,219.00	\$ 3,136.73	01/06/13	\$ -	\$ 35,355.73	\$ 2,311.86	\$ 114.12	\$ -	\$ 187.28	\$ 35.16	\$ -	\$ -	\$ 2,648.42	\$ 38,004.15
59200	79011	COMMELECT TECH II	SOLIS, GREGORIO N.	I	06B	\$ 38,667.00	\$ 187.64	01/06/13	\$ -	\$ 38,854.64	\$ 2,581.02	\$ 114.12	\$ -	\$ 150.47	\$ 35.16	\$ 1,109.58	\$ -	\$ 3,990.35	\$ 42,844.99
59200	79092	TROUBLE DISPATCHER	MEEKS, BILL T.	G	07A	\$ 30,659.00	\$ 21.47	01/06/13	\$ -	\$ 30,680.47	\$ 2,193.66	\$ 114.12	\$ -	\$ 99.31	\$ -	\$ 554.04	\$ 52.14	\$ 3,013.27	\$ 33,693.74
59200	79087	COMPUTER TECH II	HO, MATTHEW C W.	I	05C	\$ 37,523.00	\$ -	01/06/13	\$ -	\$ 37,523.00	\$ 2,605.56	\$ 114.12	\$ -	\$ 146.48	\$ 35.16	\$ -	\$ -	\$ 2,901.32	\$ 40,424.32
59200	79072	TROUBLE DISPATCHER	PAULINO, PATRICK D.A.	G	06B	\$ 29,764.00	\$ 3,391.49	01/06/13	\$ -	\$ 33,155.49	\$ 2,135.70	\$ 114.12	\$ -	\$ 175.61	\$ 35.16	\$ -	\$ -	\$ 2,460.59	\$ 35,616.08
59200	79082	COMMELECT TECH II	CHARGUALAF, JONATHAN K.	I	05C	\$ 37,523.00	\$ 442.17	01/06/13	\$ -	\$ 37,965.17	\$ 2,504.46	\$ 114.12	\$ -	\$ 149.75	\$ 35.16	\$ 554.04	\$ 52.14	\$ 3,409.67	\$ 41,374.84
59200	79094	TROUBLE DISPATCHER	MUNA, RAYMOND S.	G	06B	\$ 29,764.00	\$ 2,210.92	01/06/13	\$ -	\$ 31,974.92	\$ 2,135.70	\$ 114.12	\$ -	\$ 162.70	\$ 11.72	\$ -	\$ -	\$ 2,424.24	\$ 34,399.16
59300	12024	HEAVY EQUIP MECHANIC II	SANTIAGO, HOWARD B.	I	07D	\$ 41,059.00	\$ -	01/06/13	\$ -	\$ 41,059.00	\$ 2,822.22	\$ 114.12	\$ -	\$ 158.66	\$ 35.16	\$ -	\$ -	\$ 3,130.16	\$ 44,189.16
59300	12027	HEAVY EQUIP MECH LDR	ICHIHARA, JOSE M. JR.	J	10B	\$ 51,688.00	\$ 260.93	01/06/13	\$ -	\$ 51,948.93	\$ 3,655.97	\$ -	\$ -	\$ -	\$ 35.16	\$ 554.04	\$ 52.14	\$ 4,297.31	\$ 56,246.24
59300	12004	HEAVY EQUIP MECH LDR	CRUZ, ANTHONY J.	J	09D	\$ 50,668.00	\$ 2,517.92	01/06/13	\$ -	\$ 53,185.92	\$ 4,352.81	\$ -	\$ -	\$ 253.38	\$ 35.16	\$ 1,503.90	\$ 86.40	\$ 6,231.65	\$ 59,417.57
59300	12029	HEAVY EQUIP MECHANIC II	CRUZ, MICHAEL T.	I	12A	\$ 48,609.00	\$ 4,009.11	01/06/13	\$ -	\$ 52,618.11	\$ 3,406.63	\$ -	\$ -	\$ 275.90	\$ 35.16	\$ -	\$ -	\$ 3,717.69	\$ 56,335.80
59300	12002	HEAVY EQUIP MECH SUPVR	AGUON, DAVID I.	K	10B	\$ 58,926.00	\$ -	01/06/13	\$ -	\$ 58,926.00	\$ 4,081.77	\$ -	\$ -	\$ 237.73	\$ 35.16	\$ -	\$ -	\$ 4,354.66	\$ 63,280.66
59300	12031	HEAVY EQUIP MECHANIC II	TENORIO, HERBERT L.	I	08B	\$ 41,870.00	\$ -	01/06/13	\$ -	\$ 41,870.00	\$ 2,898.01	\$ -	\$ -	\$ 162.10	\$ 35.16	\$ -	\$ -	\$ 3,095.27	\$ 44,965.27
59300	12039	HEAVY EQUIP MECHANIC II	HALMI, GUY G.	I	07A	\$ 39,832.00	\$ 359.00	01/06/13	\$ -	\$ 40,191.00	\$ 2,659.02	\$ 114.12	\$ -	\$ 116.33	\$ 35.16	\$ -	\$ -	\$ 2,924.63	\$ 43,115.63
59300	12033	HEAVY EQUIP MECHANIC II	BORJA, RAYMOND A.	I	11A	\$ 46,716.00	\$ 666.54	01/06/13	\$ -	\$ 47,382.54	\$ 3,056.16	\$ 114.12	\$ -	\$ 181.58	\$ 35.16	\$ 1,503.90	\$ 86.40	\$ 4,977.32	\$ 52,359.86
59300	12040	FLEET SUPPORT SVS MGR	PANGELINAN, JIMMY D.	M	08D	\$ 72,155.00	\$ -	01/06/13	\$ -	\$ 72,155.00	\$ 5,010.36	\$ 114.12	\$ -	\$ 281.68	\$ 35.16	\$ -	\$ -	\$ 5,441.32	\$ 77,596.32
59300	12030	HEAVY EQUIP MECHANIC II	REBELKUUL, EUGENIO U.	I	09A	\$ 43,139.00	\$ 2,037.01	01/06/13	\$ -	\$ 45,176.01	\$ 2,985.75	\$ 114.12	\$ -	\$ 202.25	\$ 35.16	\$ 1,503.90	\$ -	\$ 4,841.18	\$ 50,017.19
59300	12035	HEAVY EQUIP MECHANIC II	TAITAGUE, FRANKLIN F.	I	08C	\$ 42,286.00	\$ -	01/06/13	\$ -	\$ 42,286.00	\$ 2,926.81	\$ 114.12	\$ -	\$ 163.71	\$ 35.16	\$ -	\$ -	\$ 3,239.80	\$ 45,525.80
59300	12022	HEAVY EQUIP MECHANIC II	CRUZ, THOMAS Q.	I	09B	\$ 43,576.00	\$ 392.54	01/06/13	\$ -	\$ 43,968.54	\$ 3,015.98	\$ 114.12	\$ -	\$ 177.13	\$ 35.16	\$ 1,503.90	\$ 86.40	\$ 4,932.69	\$ 48,901.23
59300	12038	AUTOMOTIVE MECHANIC II	HALMI, JASON J.S.	I	3	\$ 30,804.00	\$ 177.72	10/04/13	\$ -	\$ 30,981.72	\$ 2,139.06	\$ 114.12	\$ -	\$ 124.34	\$ 35.16	\$ -	\$ -	\$ 2,412.68	\$ 33,394.40
59300	12023	PLANNER-WORK COORDINATOR	SANCHEZ, PEDRO F.	H	05C	\$ 32,926.00	\$ -	01/06/13	\$ -	\$ 32,926.00	\$ 2,278.92	\$ 114.12	\$ -	\$ 127.46	\$ 35.16	\$ 554.04	\$ 52.14	\$ 3,161.84	\$ 36,087.84